

**Annex to the Statement of Preliminary Findings and Conclusions of
International Election Observation Mission
12 October 2003**

**Preliminary Results of Media Monitoring by the
OSCE/ODIHR Election Observation Mission**

Foreword

The OSCE/ODIHR EOM has been monitoring the election campaign on TVSH, TV Klan and TV Arberia on a daily basis for 6 hours per day (6.00 PM – 12.00 PM). It has also monitored seven daily newspapers: Albania, Gazeta Shqiptare, Koha Jone, Shekulli, Panorama, Korrier and Tema.

Three Albanian staff and one international expert analysed the programs and daily publications assessing and producing statistics on the quantity of the time/space allocated to parties the Government, the President and other political subjects as well as assessing the tone of the coverage (positive, negative or neutral). The methodology used has been employed in other countries in the OSCE area during ODIHR previous election observation missions including Kazakhstan, Albania, Bulgaria, Former Yugoslavian Republic of Macedonia, Montenegro (FRY) and Bosnia and Herzegovina.

Chart 1 - Format for election and political coverage on the national TVs stations

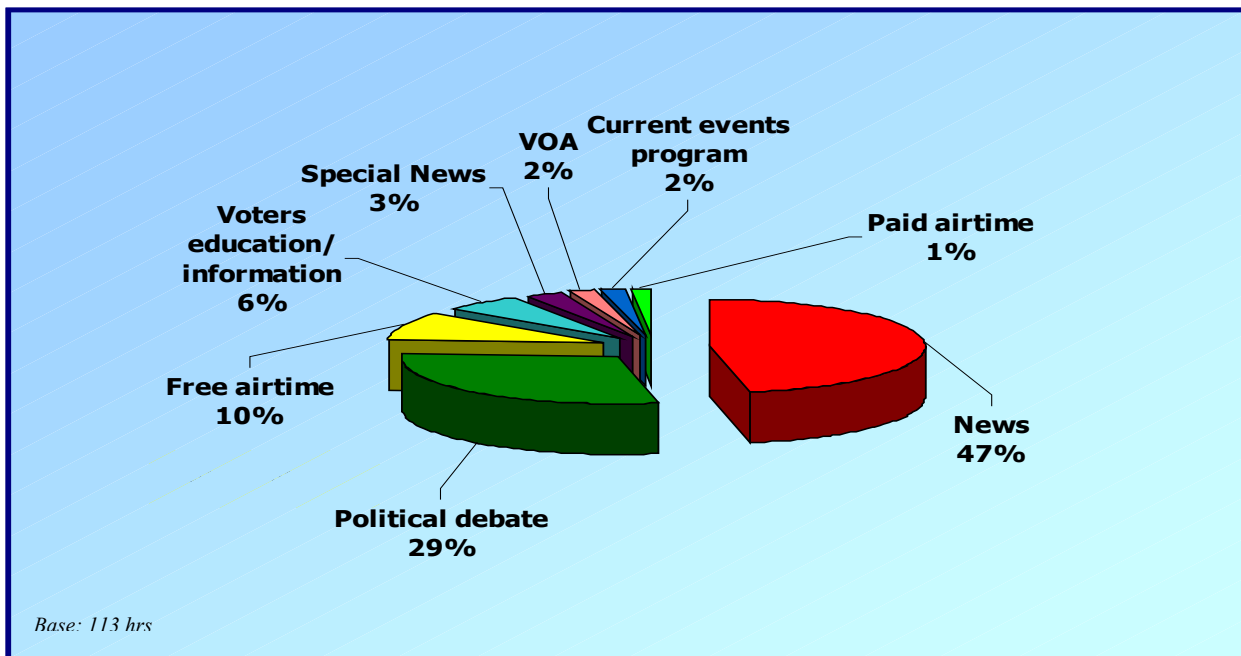


Chart 2 TVSh – All programs allocation of time among political forces

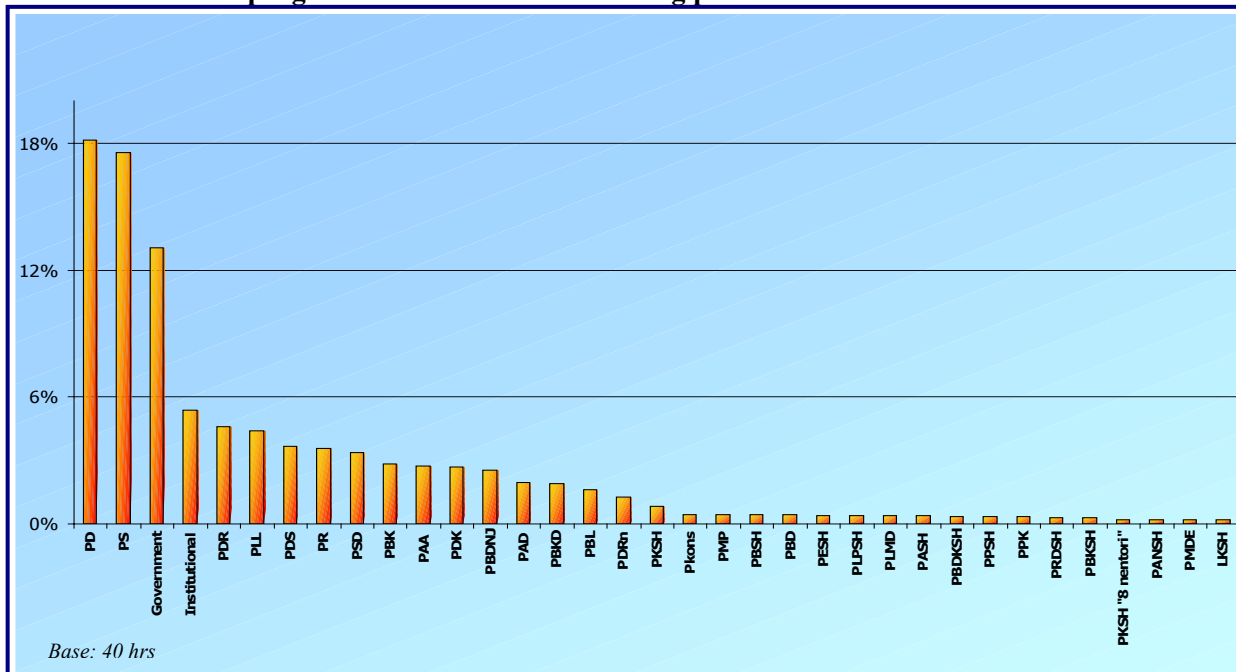


Chart 3 TVSh – News and Informative programs: allocation of time among political forces

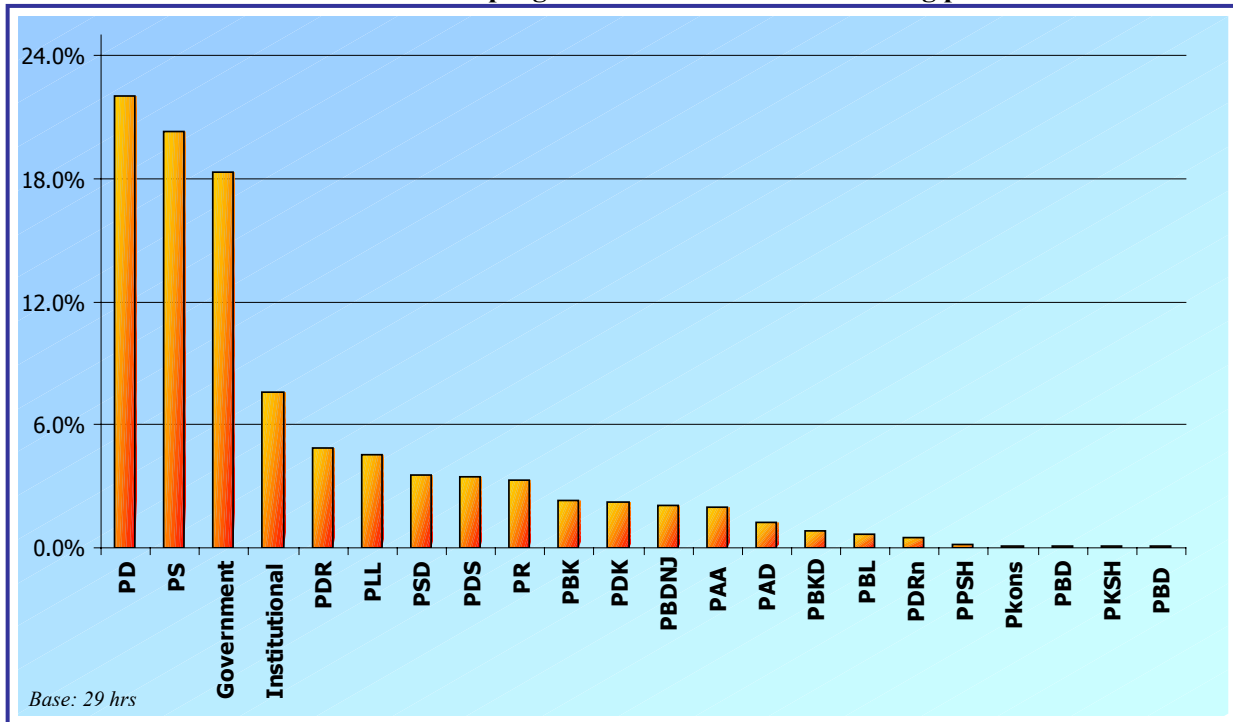


Chart 4 TVSh – Free airtime: allocation of free airtime among political parties

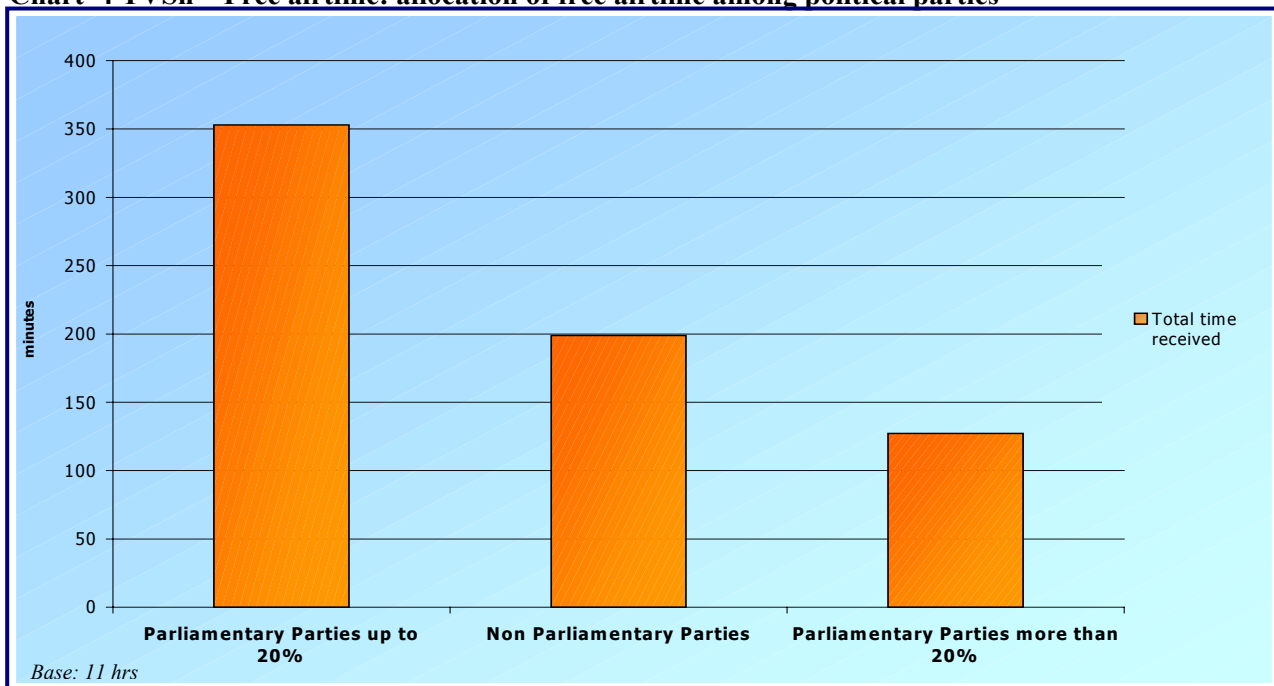


Chart 5 TV Klan – All programs: allocation of time among political forces

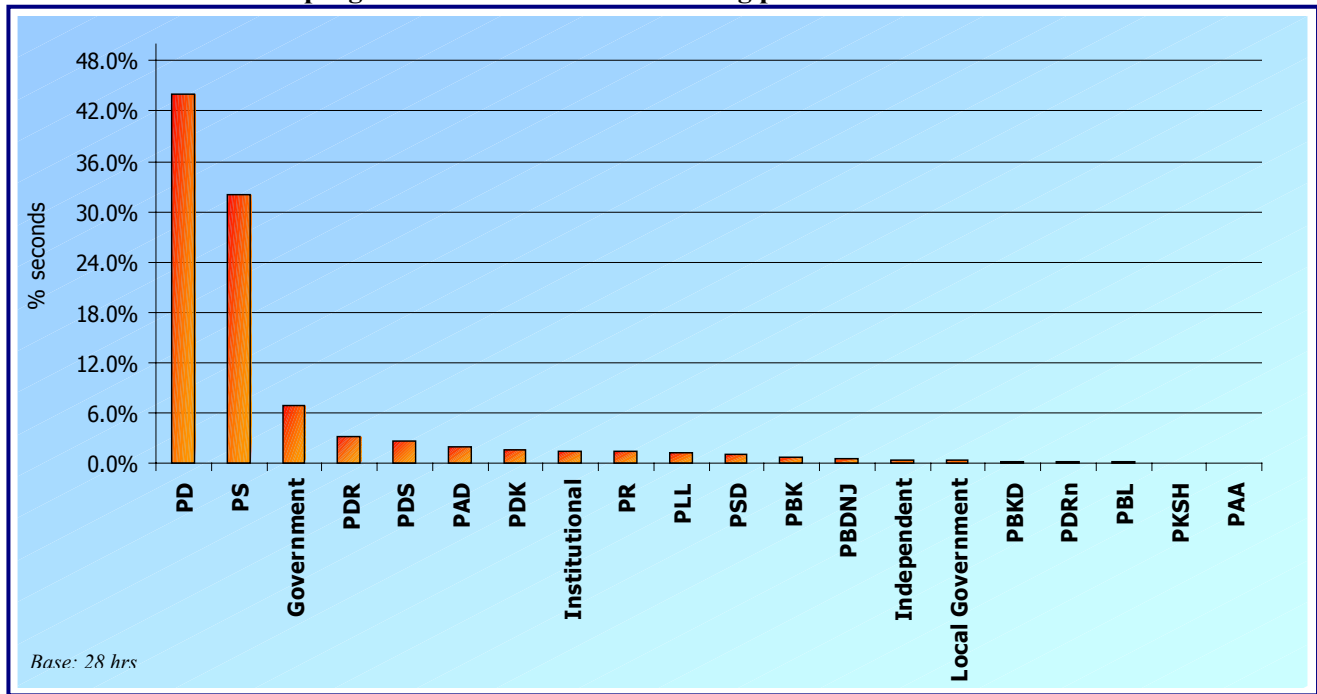


Chart 6 TV Klan – News and Informative programs: allocation of time among political forces

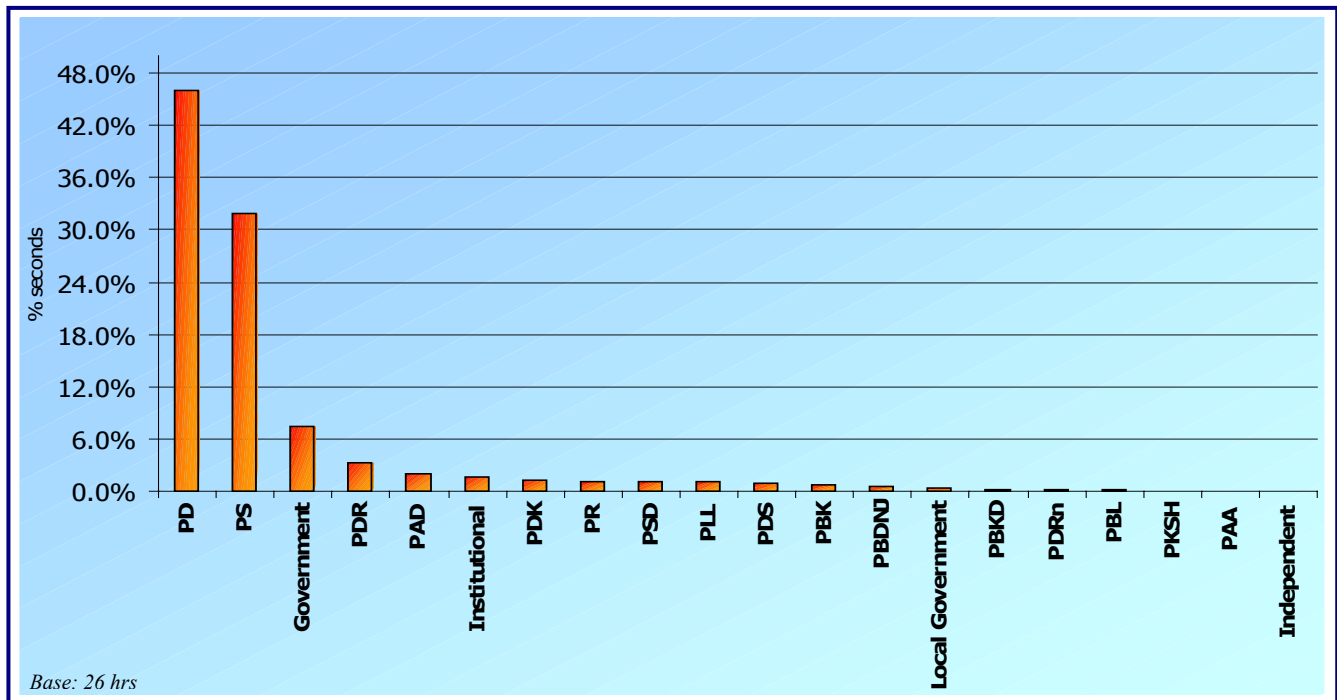


Chart 7 TV Arberia – All programs allocation of time among political forces

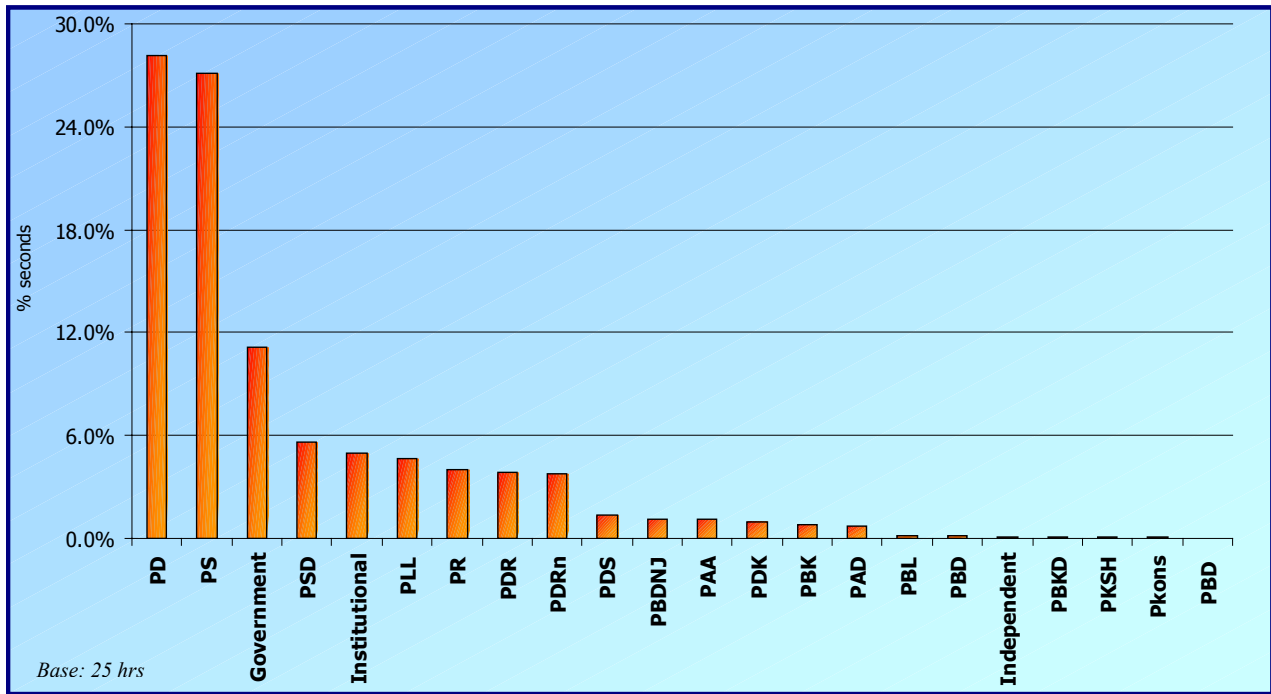


Chart 8 TV Arberia – News and Informative programs: allocation of time among political forces

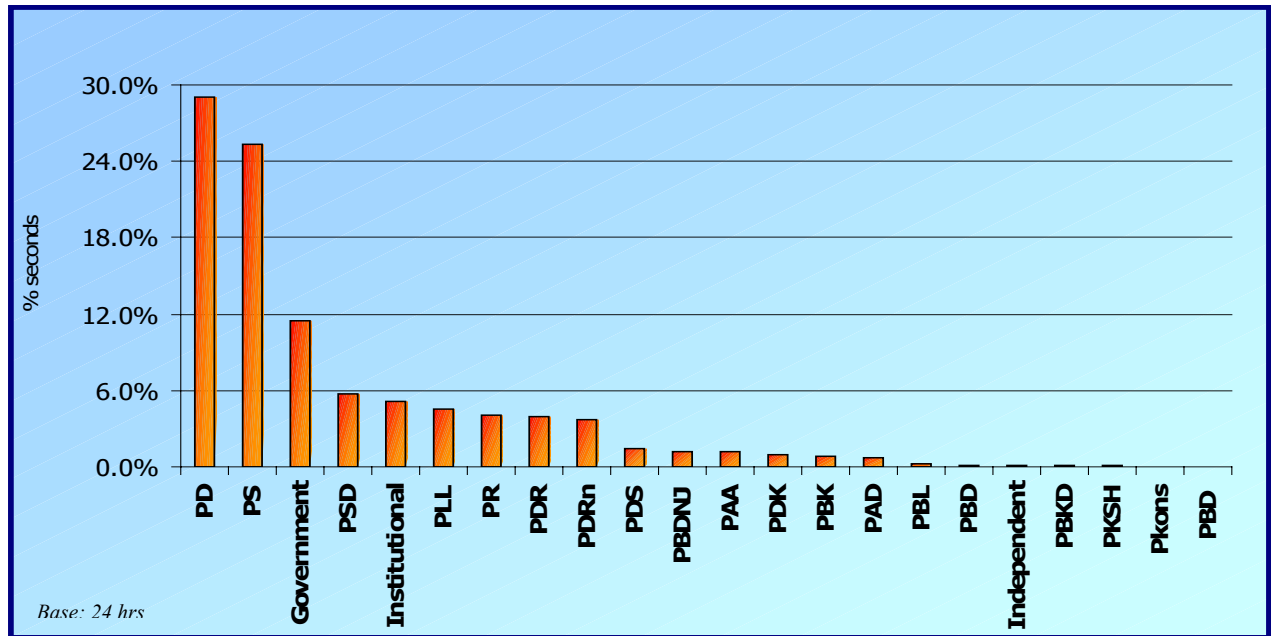


Table 1 The press: allocation of space among political forces

Political Forces	Albania	Gazeta Shqiptare	Koha Jone	Korrieri	Panorama	Shekulli	Tema	Albania	Total
PS	36.7%	33.7%	34.4%	29.5%	36.2%	43.5%	31.1%	30.0%	34.7%
PD	32.6%	25.0%	20.8%	22.7%	28.2%	21.6%	53.4%	43.5%	31.3%
Government	8.5%	20.2%	24.7%	30.2%	15.5%	21.0%	8.3%	16.3%	17.0%
Institutional	7.2%	7.3%	8.7%	11.1%	9.6%	10.4%	5.6%	0.0%	8.2%
PDR	6.6%	2.7%	2.1%	2.9%	5.0%	0.5%	0.3%	3.6%	3.0%
PDK	0.9%	1.9%	4.5%	0.4%	0.6%	0.0%	0.0%	0.0%	1.2%
PBDNJ	0.6%	0.9%	1.8%	1.2%	0.7%	0.6%	0.1%	3.0%	0.8%
PSD	1.3%	0.4%	1.4%	0.6%	1.1%	0.2%	0.1%	0.0%	0.8%
PAD	2.1%	0.8%	0.3%	1.0%	0.3%	0.0%	0.1%	0.0%	0.7%
PLL	1.3%	0.9%	0.3%	0.1%	0.2%	0.0%	0.7%	0.0%	0.5%
PR	0.3%	1.2%	0.2%	0.1%	1.1%	0.2%	0.0%	1.8%	0.4%
PDS	0.8%	1.1%	0.3%	0.0%	0.2%	0.1%	0.1%	1.8%	0.4%
PBK	0.0%	0.5%	0.2%	0.1%	0.3%	0.0%	0.2%	0.0%	0.2%
PUK	0.0%	0.0%	0.0%	0.0%	0.0%	1.6%	0.0%	0.0%	0.2%
PKSH	0.1%	1.2%	0.1%	0.0%	0.0%	0.1%	0.0%	0.0%	0.1%
PAA	0.3%	0.4%	0.0%	0.2%	0.1%	0.0%	0.0%	0.0%	0.1%
PBL	0.1%	0.0%	0.0%	0.0%	0.5%	0.0%	0.1%	0.0%	0.1%
Local Government	0.2%	0.6%	0.0%	0.0%	0.1%	0.0%	0.0%	0.0%	0.1%
PALSH	0.4%	0.0%	0.0%	0.0%	0.0%	0.0%	0.0%	0.0%	0.1%
Independent	0.0%	0.0%	0.1%	0.0%	0.3%	0.0%	0.0%	0.0%	0.1%
Pkons	0.0%	0.7%	0.0%	0.0%	0.0%	0.0%	0.0%	0.0%	0.1%
PBKD	0.0%	0.1%	0.0%	0.0%	0.0%	0.2%	0.0%	0.0%	0.0%
PPSH	0.0%	0.2%	0.0%	0.0%	0.0%	0.0%	0.0%	0.0%	0.0%
PMDL	0.0%	0.1%	0.0%	0.0%	0.0%	0.0%	0.0%	0.0%	0.0%
Total	100.0%	100.0%	100.0%	100.0%	100.0%	100.0%	100.0%	100.0%	100.0%

Percentages have been rounded off

Chart 9 TV stations: tone of the coverage

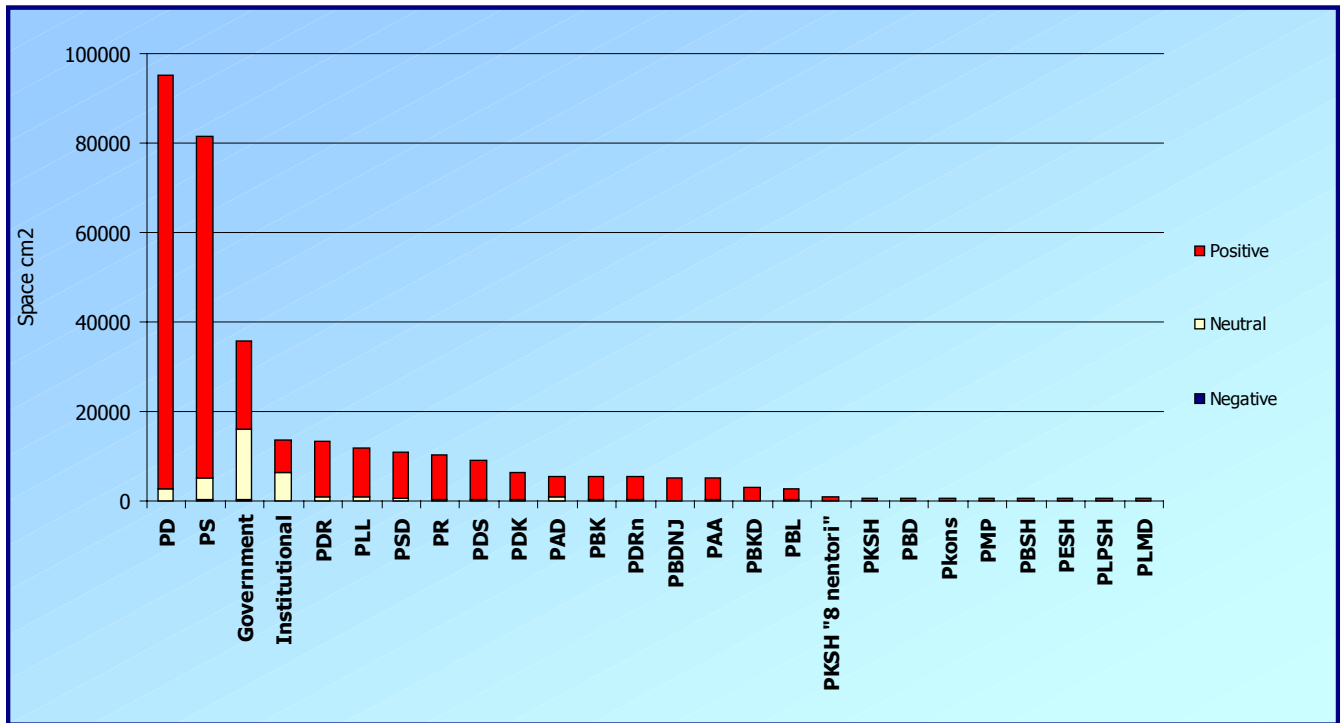


Chart 10 The press: tone of the coverage

