



**Organization for Security and Co-operation in Europe
Secretariat**

PC.DEL/234/07
19 March 2007

ENGLISH only

Conference Services

Please find attached the presentation by Mr. Nikola Marjanovic, Ministry of Agriculture, Forestry and Water Management, Directorate for Water, Serbia to the Plenary Session 3 - Economic governance aspects of sustainable water management, Second Preparatory Conference to the 15th OSCE Economic and Environmental Forum, Zaragoza, Spain, 12 - 13 March 2007.



Republic of Serbia
Ministry of Agriculture, Forestry and Water Management
Directorate for Water

Water Pricing Policies and Practices In Serbia

Nikola Marjanović, Ph.D., C.E.

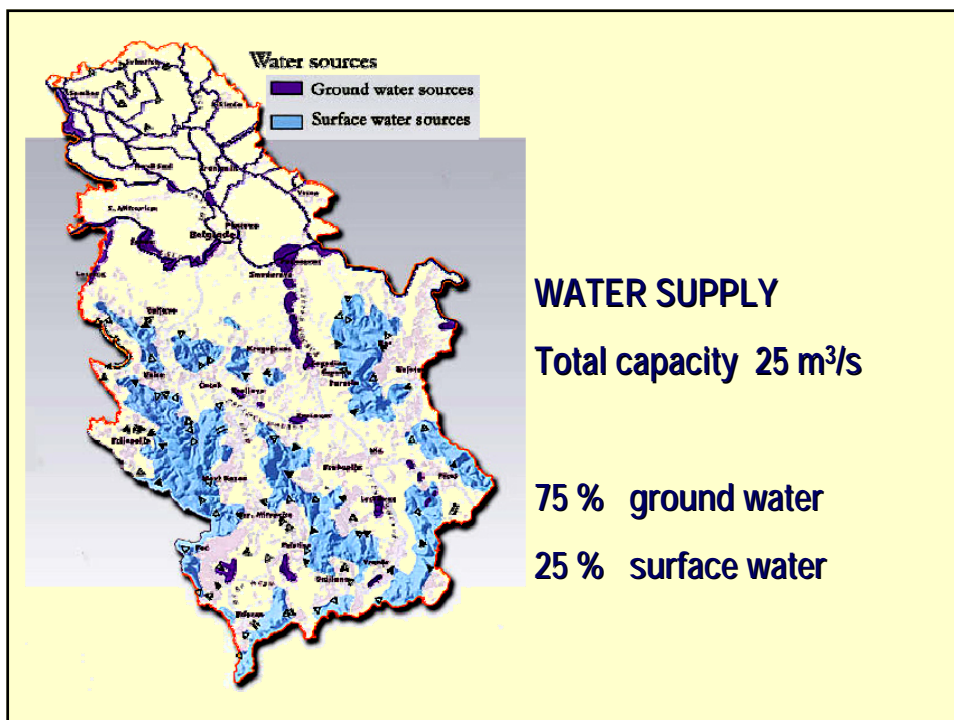
Second Preparatory Conference to the 15th OSCE Economic and Environmental Forum
Saragosa, 12.-13.03.2007.



Water Responsibilities

According to the Law on Ministries
Directorate for Water is responsible for:

1. Multipurpose water usage
2. Protection from water
3. Protection of water



**PUBLIC WATER SUPPLY
COVERAGE in SRB**

HOUSE CONNECTIONS

Central SERBIA 86 %

Vojvodina 81 %

Kosovo 51 %

**Total investments for waterworks and sewerage
reconstruction in SRB**

Estimated value of "water business" – possible

**Possible drinking water production in
Serbia 25 m³/s**

800 million m³ per year

Annual profit is 800 million €

(with the price of 1 €/m³)

Legal status

PUBLIC UTILITY COMPANIES
State owned

MANAGEMENT CEDED TO
THE LOCAL GOVERNMENT

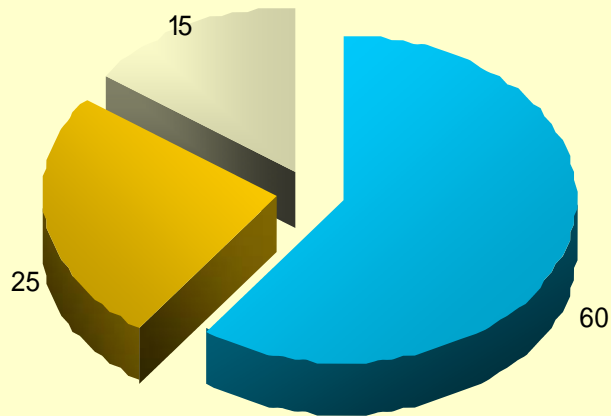
Objectives:
to comply with the EU standards

The main issues that EU presently raises in regard to the future of W & S:

- globalisation and opening of markets for free competition**
- extension of public-private partnership**
- sustainable development**

Access to:

■ W&S ■ W ■ N



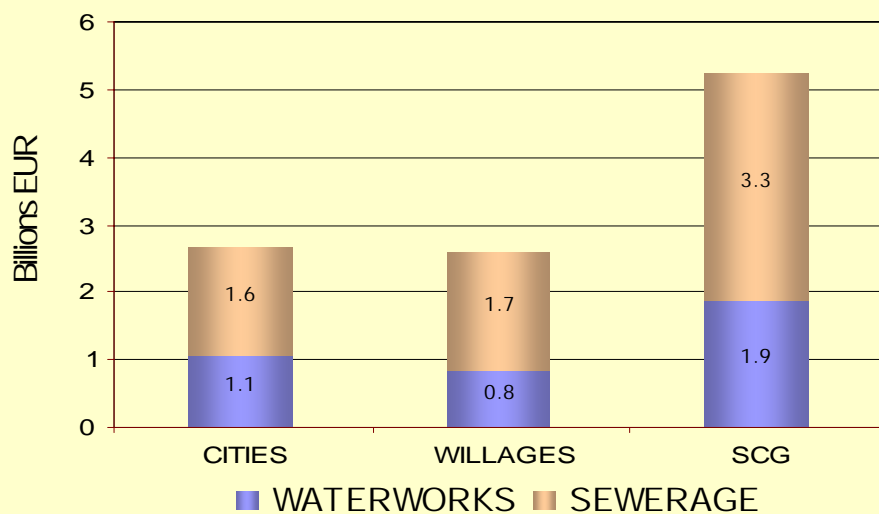
Total investments for waterworks and sewerage reconstruction in urban areas in SRB

| Number of inhabitants in urban areas | Type of investment | Specific investments €/capita | Total investments billion € |
|--------------------------------------|----------------------------|-------------------------------|-----------------------------|
| 4 200 000 | Treatment plant | 110 | 0.462 |
| | Transport and distribution | 140 | 0.558 |
| | <i>Total waterworks</i> | <i>250</i> | <i>1.050</i> |
| | Sewerage network | 160 | 0.672 |
| | WWTP | 220 | 0.924 |
| | <i>Total sewerage</i> | <i>380</i> | <i>1.596</i> |
| | <i>Total</i> | <i>630</i> | <i>2.646</i> |

Total investments for waterworks and sewerage reconstruction in rural areas

| Number of inhabitants in rural areas | Type of investment | Specific investments €/capita | Total investments billion € |
|--------------------------------------|--------------------|----------------------------------|--------------------------------|
| 3 300 000 | Waterworks | 250 | 0,825 |
| | Sewerage | 528 | 1,742 |
| | Total | 778 | 2,567 |

Total investments for waterworks and sewerage reconstruction in SRB



Investment needs for waterworks and sewerage

For meeting EU standards it is necessary to invest

5.2 billion €.

For period of 20 years

260 million € per year

or 2,8 € per capita per month

Belgrade Waterworks and Sewerage

AVERAGE TARIFF ACHIEVED (Eur / m3)

