



The cover of the IPEC 2010 Global Report features a blue and white design. At the top left is the IPEC logo, a colorful flower-like shape. To its right is the text 'IPEC' in large white letters. In the top right corner is the ILO logo and the text 'International Labour Organization'. The main title 'Accelerating action against child labour' is centered in large blue font, with '2010 Global Report' below it in a smaller blue font. At the bottom, a dark blue bar contains the website 'www.ilo.org/ipcc', the full name 'International Programme on the Elimination of Child Labour', and the page number '1'.



The slide has a blue header with the text 'ILO Global Report' in white. Below the header is a white area with a bulleted list of three points. The footer is a dark blue bar with the IPEC logo, the website 'www.ilo.org/ipcc', the full name 'International Programme on the Elimination of Child Labour', and the page number '2'.

ILO Global Report

- Child labour continues to decline, but more modestly than previously
- 3% decline between 2004-2008
[10% decrease between 2000-2004]
- On present trends, the goal of eliminating the worst forms of child labour by 2016 will **not** be reached

Important statistics

- **215 million** in child labour
- **115 million** of these children in **hazardous work**



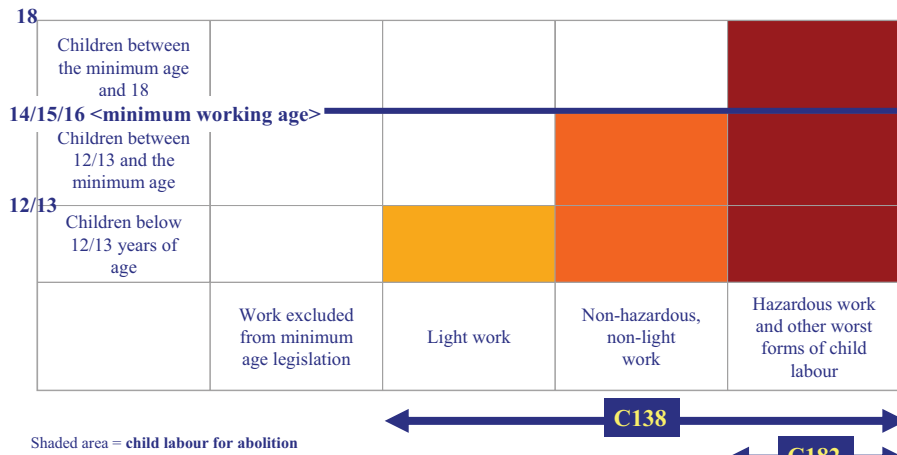
Worst Forms of Child Labour

- a) Children in slavery, forced or compulsory labour, child trafficking
Including forced recruitment for use in armed conflict
- b) Children in prostitution and pornography
- c) Children in illicit activities
- d) Children in hazardous work

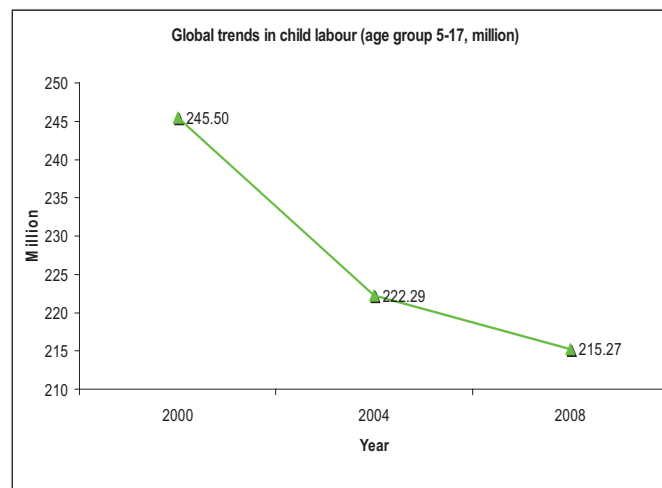
ILO Covention No.182, Article 3



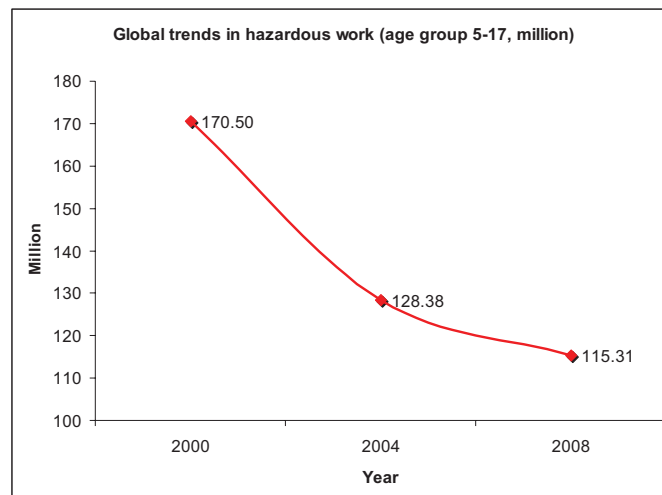
What is child labour to be abolished?



Child Labour Trends in number



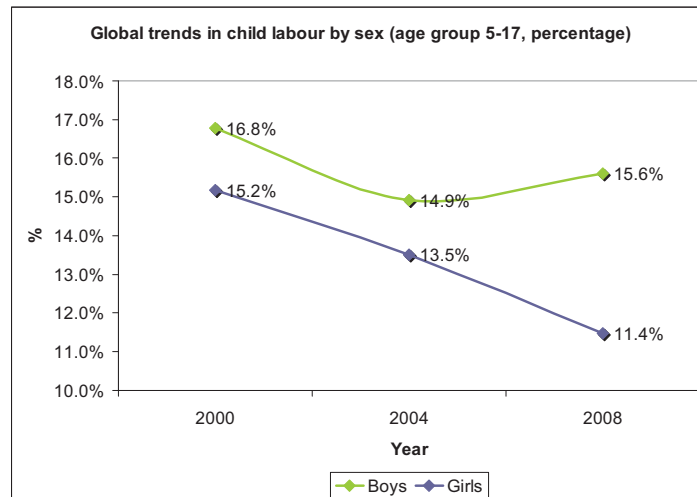
Trends in number (hazardous)



Main progress

- Positive trend among **children 5-14**
 - 10% reduction in child labour
 - 31% reduction in hazardous work





Contrasting trends

- Fewer **girls** are now in child labour.
 - declined by 15%.
- Increase of child labour among **older boys (15-17)**
 - 20% increase in child labour
 - These children have reached the minimum age of employment, but are in **hazardous work**.



Regional trends

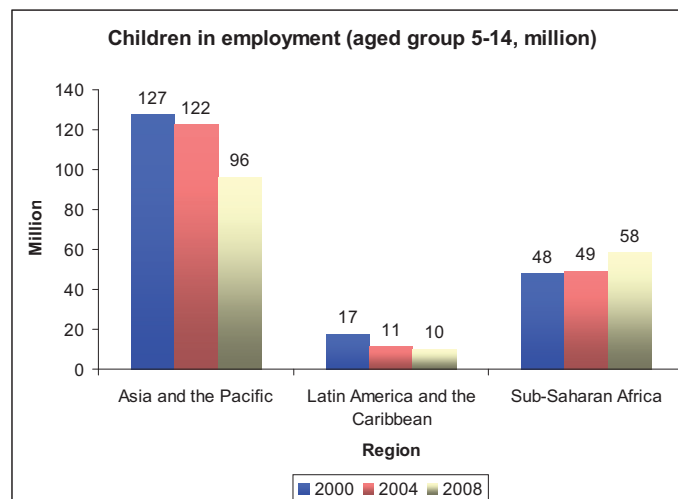
Asia and Pacific – significant reduction down to 96m (14.8 % of children)

Latin America and Caribbean – slight reduction down to 10m (9%)

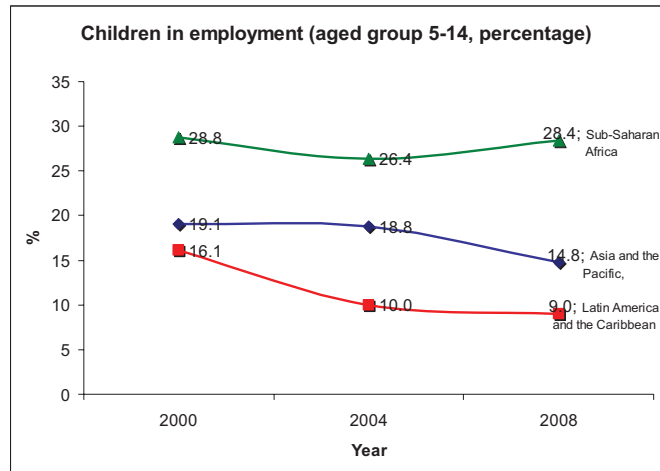
Sub Saharan Africa – further **increase** to 58m (28.4%)



Regional Trends in numbers

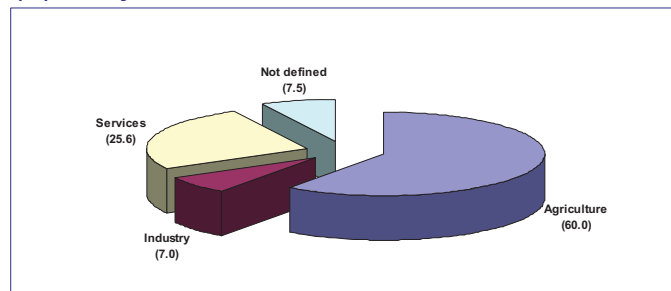


Regional Trends in %



Child labour by economic sector

Child labour, distribution by branch of economic activity (%), 5-17 years old



Accelerating action against child labour

- **an increased global effort to tackle child labour and**
- **enhanced Government commitment**



Public policies and programmes

- **Ratification of ILO Conventions**
- **National Plans to tackle child labour**
- Inclusion of child labour in National **Development Plans**
- **Education** of good quality for all children
- Safe working conditions **for youth**
- **Social protection** for poor families
- **Decent work** opportunities for adults
- **Law enforcement and child protection**



Further measures

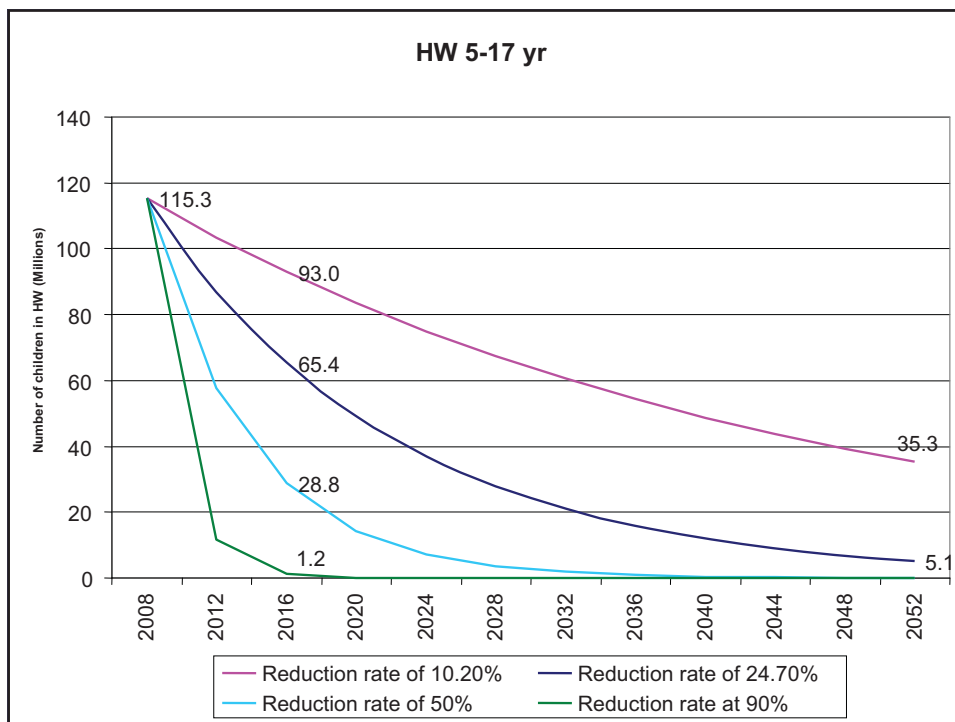
- **international cooperation**
- **social dialogue** and cooperation
- **innovative financing**
- **Advocacy** and mobilisation



International goal !

- **Eliminating the worst forms of child labour by 2016**
 - Further steps to attain this goal
e.g. The Hague conference
and the Roadmap





WFCL other than hazardous

Estimated number of children in worst forms of child labour other than hazardous work (Global estimate 2002)

Trafficked children	1,200,000
Children in forced & bonded labour	5,700,000
Children in armed conflict	300,000
Children in prostitution & pornography	1,800,000
Children in illicit activities	600,000
Total	8,400,000*

*The total excludes the category of trafficked children because of the risk of double-counting.

