




OSCE 2007

Audited Financial Statements

 The Organization for Security and Co-operation in Europe works for **stability, prosperity and democracy** in 56 States through political dialogue about shared values and through practical work that makes a lasting difference.

OSCE 2007 Audited Financial Statements



 Department of Management and Finance
OSCE Secretariat
Wallnerstrasse, 6
A-1010 Vienna, Austria

Tel: +43 1 51436 6000
Fax: +43 1 514366996
email: info@osce.org
www.osce.org

 Organization for Security and Co-operation in Europe

 Organization for Security and Co-operation in Europe



CONTENTS

Letter of Transmittal to the Chairman of the Permanent Council of the OSCE from the Secretary General

Audit Opinion of the External Auditor, Office of the Auditor General of Norway

Chapter I - OSCE Financial Report for the year ended 31 December 20071

1. Introduction	1
2. Unified Budget	1
2.1 Income – Assessed Contributions	1
2.2 In-Kind Contributions	2
2.3 Budget, Expenditure	2
2.4 Staffing	4
3. Extra-budgetary Contributions	4
4. Cash Management	4
5. Management Issues	5
5.1 Performance Based Programme Budgeting	5
5.2 Common Regulatory Management System	5
Annex A: OSCE Staffing Overview - Budgeted and Actual Staff Positions	6

Chapter II - Budget and Expenditure Report7

Chapter III - Financial Statements20

STATEMENT 1: OSCE Consolidated Statement of Income, Expenditure and Changes in Fund Balance	21
STATEMENT 2: OSCE Consolidated Statement of Assets, Liabilities and Fund Balance	21
STATEMENT 3: OSCE Consolidated Statement of Cash Flow	22
STATEMENT 4: Summary of all OSCE Statement of Income, Expenditure and Changes in Fund Balance	23
STATEMENT 5: Summary of all OSCE Statement of Assets, Liabilities and Fund Balance	24
STATEMENT 6: Summary of all OSCE Statement of Cash Flow	25
STATEMENT 7: Summary of all OSCE Statement of Cash Surplus	26
STATEMENT 8: OSCE Secretariat and Institutions, Statement of Income, Expenditure and Changes in Fund Balance	27
STATEMENT 9: OSCE Secretariat and Institutions, Statement of Assets, Liabilities and Fund Balance	28
STATEMENT 10: OSCE Secretariat and Institutions, Statement of Cash Flow	29
STATEMENT 11: OSCE Secretariat and Institutions, Statement of Cash Surplus	30

STATEMENT 12: Summary by Region OSCE Field Operations, Statement of Income, Expenditure and Changes in Fund Balance	31
STATEMENT 13: Summary by Region OSCE Field Operations, Statement of Assets, Liabilities and Fund Balance	32
STATEMENT 14: Summary by Region OSCE Field Operations, Statement of Cash Flow	33
STATEMENT 15: Summary by Region OSCE Field Operations, Statement of Cash Surplus	34
STATEMENT 16: OSCE Field Operations South Eastern Europe, Statement of Income, Expenditure and Changes in Fund Balance	35
STATEMENT 17: OSCE Field Operations South-Eastern Europe, Statement of Assets, Liabilities and Fund Balance	36
STATEMENT 18: OSCE Field Operations South-Eastern Europe, Statement of Cash Flow	37
STATEMENT 19: OSCE Field Operations South-Eastern Europe, Statement of Cash Surplus	38
STATEMENT 20: OSCE Field Operations Eastern Europe, Statement of Income, Expenditure and Changes in Fund Balance	39
STATEMENT 21: OSCE Field Operations Eastern Europe, Statement of Assets, Liabilities and Fund Balance	40
STATEMENT 22: OSCE Field Operations Eastern Europe, Statement of Cash Flow	41
STATEMENT 23: OSCE Field Operations Eastern Europe, Statement of Cash Surplus	42
STATEMENT 24: OSCE Field Operations Caucasus, Statement of Income, Expenditure and Changes in Fund Balance	43
STATEMENT 25: OSCE Field Operations Caucasus, Statement of Assets, Liabilities and Fund Balance	44
STATEMENT 26: OSCE Field Operations Causasus, Statement of Cash Flow	45
STATEMENT 27: OSCE Field Operations Causasus, Statement of Cash Surplus	46
STATEMENT 28: OSCE Field Operations Central Asia, Statement of Income, Expenditure and Changes in Fund Balance	47
STATEMENT 29: OSCE Field Operations Central Asia, Statement of Assets, Liabilities and Fund Balance	48
STATEMENT 30: OSCE Field Operations Cantral Asia, Statement of Cash Flow	49
STATEMENT 31: OSCE Field Operations Cantral Asia, Statement of Cash Surplus	50
STATEMENT 32: Extra-budgetary Part 1, Statement of Income, Expenditure and Changes in Fund Balance	51
STATEMENT 33: Extra-budgetary Part 1, Statement of Assets, Liabilities and Fund Balance	52
STATEMENT 34: Extra-budgetary Part 1, Statement of Cash Flow	53
STATEMENT 35: Extra-budgetary Part 2, Statement of Income, Expenditure and Changes in Fund Balance	54
STATEMENT 36: Extra-budgetary Part 2, Statement of Assets, Liabilities and Fund Balance	55
STATEMENT 37: Extra-budgetary Part 2, Statement of Cash Flow	56

Chapter IV - Notes to the Financial Statements57

Note 1 - Mandate	59
Note 2 - Significant Accounting Policies	59
Note 3 - Extra-budgetary Contributions	61
Note 4 - Assessed Contributions	61
Note 5 - Accounts Receivable	61
Note 6 - Prepaid Expenditure and Advances	62
Note 7 - Material Assets	62
Note 8 - Accounts Payable	63
Note 9 - Unliquidated Obligations	63
Note 10 - Other Adjustments	63
Note 11 - Funds Held for Third Parties	63
Note 12 - Contributions Received in Advance	63
Note 13 - Cash and Other Losses	63
Note 14 - Contingent Liabilities	64
Note 15 - Ex-Gratia Payments	64
Note 16 - Contractual Obligations and Separation Benefits	64
Note 17 - Post Balance Sheet Event	64
Note 18 - Provident Fund	64
Annex I - Provident Fund Summary Statement	65

Appendix I - Bank and Cash Balances as at 31 December 200766

Appendix II - Short-term Investments and Interest Rates for 200768

Appendix III - Assessed Contributions Receivable as at 31 December 200771

Letter of Transmittal to the Chairman of the
Permanent Council of the OSCE
from the Secretary General



Organization for Security and Co-operation in Europe

The Secretariat

18 June 2008

Sir,

Pursuant to Financial Regulation 7.04 and the PC Decision 553 dated 27 June 2003, I have the honour to submit the Financial Report and Financial Statements of the Organization for Security and Co-operation in Europe for the year ended 31 December 2007 and the Audit Report of the External Auditor thereon for your consideration and approval.

Yours sincerely,

A handwritten signature in dark ink, appearing to read 'M. Perrin de Brichambaut'.

Marc Perrin de Brichambaut
Secretary General

Audit Opinion of the External Auditor

The maintenance and integrity of the Organization for Security and Cooperation in Europe's website is the responsibility of the Secretary General; the work carried out by the auditors does not involve consideration of these matters and accordingly the auditors accept no responsibility for any changes that may have occurred to the financial statements since they were initially presented on the website.



Office of the Auditor General
of Norway

Annex 1

AUDIT OPINION

To the Permanent Council of the Organization for Security and Co-operation in Europe

We have audited the accompanying statements, comprising the Budget and Expenditure Report on pages 9 to 20 and Financial Statements on pages 21 to 56, and the supporting notes including Annex I and Appendices I to III of the Organization for Security and Co-operation in Europe for the financial period ended 31 December 2007.

Relative responsibilities

These financial statements are the responsibility of the Secretary General. Our responsibility is to express an opinion on these financial statements based on our audit.

Basis of opinion

We conducted the audit in accordance with the auditing standards of the International Organisation of Supreme Audit Institutions, INTOSAI, and in compliance with International Standards on Auditing. Those standards require that we plan and perform the audit to obtain reasonable assurance about whether the financial statements are free of material misstatements. An audit includes examining, on a test basis, and as considered by the auditor to be necessary in the circumstances, evidence supporting the amounts and disclosures in the financial statements. An audit also includes assessing the accounting principles used and significant estimates made by the Secretary General, as well as evaluating the overall financial statement presentation. We believe that our audit provides a reasonable basis for the audit opinion.

Opinion

In our opinion, these financial statements presents fairly, in all material respects, the financial position as at 31 December 2007 and the results of the operations and cash flows for the period then ended in accordance with the accounting policies set out in notes to the financial statements, which were applied on a basis consistent with that of the preceding financial period, unless otherwise disclosed.

Further, in our opinion, the transactions of the Organization for Security and Co-operation in Europe which we have tested as part of our audit have been, in all significant respects, in accordance with the Financial Regulations and legislative authority.

In accordance with Regulation 8 of the Financial Regulations, we have also issued a long-form Report on our audit of the financial statements.



Oslo, 16 June 2008

Thor Kr. Svendsen
Director General

Letter of Transmittal to the Auditor General from the Secretary General



Organization for Security and Co-operation in Europe

The Secretariat

31 March 2008

Sir/Madam,

Pursuant to Financial Regulation 7.04 and PC Decision 553 dated 27 June 2003, I have the honour to submit the Financial Report and Financial Statements of the Organization for Security and Co-operation in Europe for the year ended 31 December 2007.

Yours faithfully,

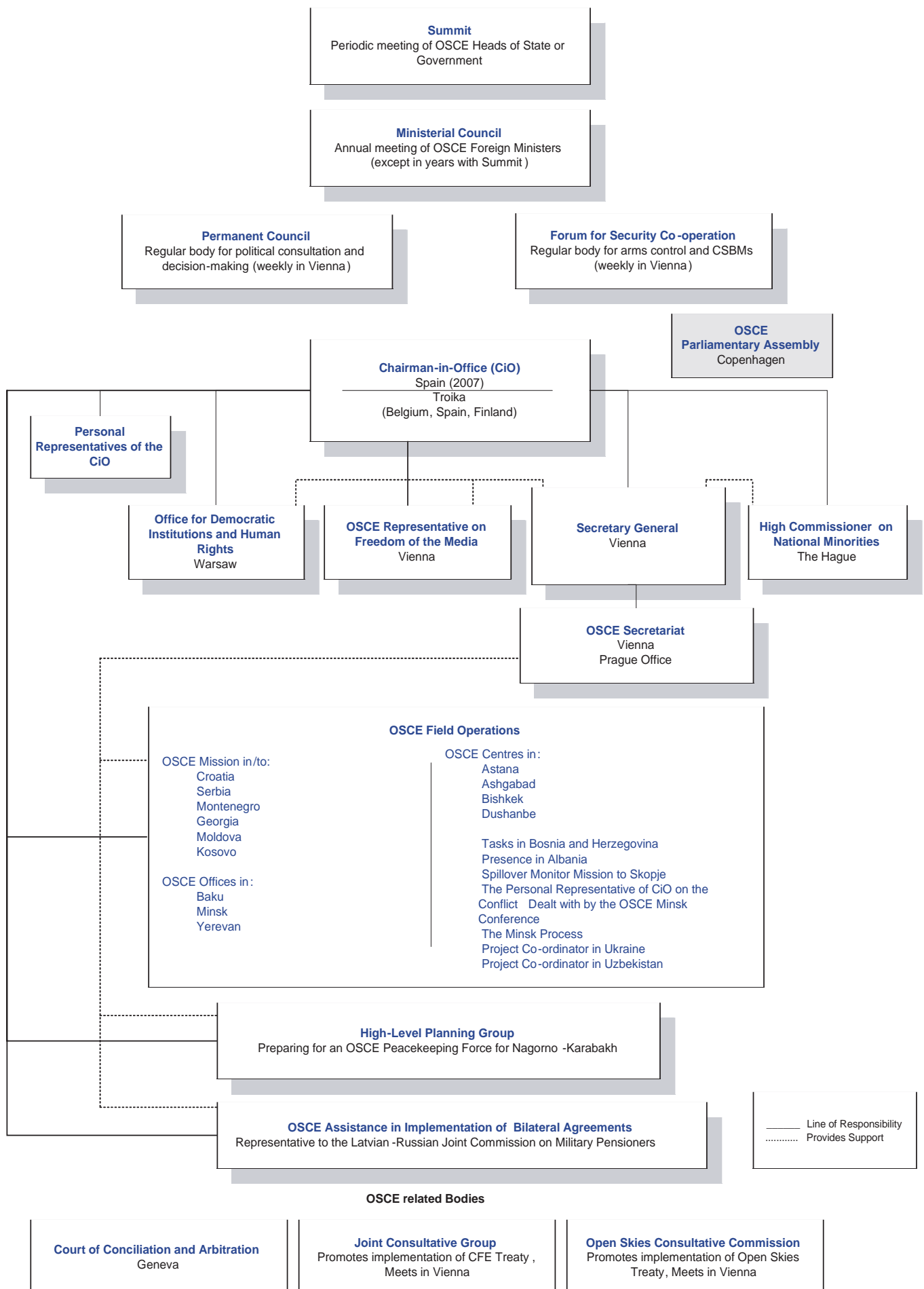
A handwritten signature in dark ink, appearing to read 'Mr Perrin de Brichambaut'.

Marc Perrin de Brichambaut
Secretary General

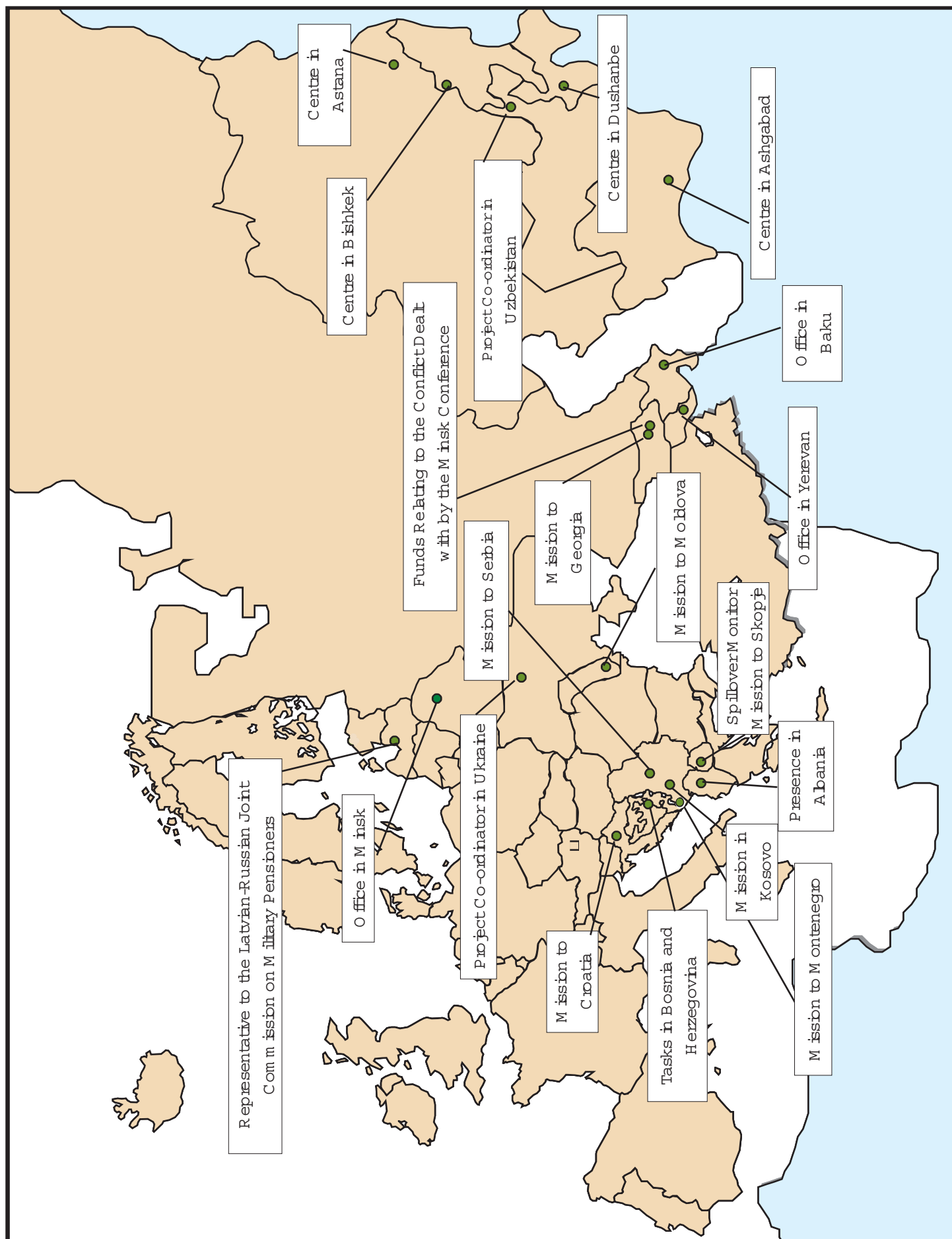
Office of the Auditor General of
Norway
Pilestredet 42
N-0032 Oslo
Norway

OSCE Structures and Institutions

as at 31 December 2007



OSCE Field Operations as at 31 December 2007



Chapter I - Financial Report

for the year ended 31 December 2007

1. Introduction

The Secretary General of the Organization for Security and Co-operation in Europe (OSCE) submits herewith the Financial Report and the Financial Statements of the Organization for the year ended 31 December 2007. The Financial Report provides the financial results for the OSCE's activities during the financial year 2007.

The OSCE operates a system of fund accounting and the resulting financial statements present the financial results of the Secretariat, Institutions and Field Operations, the Wallnerstrasse Fund and Extra-budgetary Funds. This Financial Report provides an overview and analysis of the financial aspects of each of these.

Total Income for the OSCE's Consolidated Statement of Income, Expenditure and Changes in Fund Balance includes assessed contributions, extra-budgetary contributions, miscellaneous income, currency exchange adjustments, savings on prior year Unliquidated Obligations (ULO's) and other adjustments. Total income for 2007 amounted to EUR 194.8 million (2006: EUR 188.7 million).

Total expenditure for 2007 including Unified Budget, Wallnerstrasse and Extra-budgetary Funds amounted to EUR 185.1 million (2006: EUR 180.8 million).

The Action Plan for the Implementation of the Recommendations of the Report of the External Auditors on the Financial Statements for the year ended 31 December 2006 was circulated (PC.ACMF/73/07) to all Delegations of participating States on 31 October 2007.

Summary of the OSCE's Results for the Financial Year 2007

EUR million	UNIFIED BUDGET	WALLNER STRASSE	EXTRA- BUDGETARY	TOTAL
INCOME				
Assessed Contributions	163.6		-	163.6
Extra-budgetary Contributions	-		26.0	26.0
Other income and adjustments	5.5		(0.3)	5.2
TOTAL INCOME	169.1		25.7	194.8
EXPENDITURE				
	160.7	4.1	20.3	185.1
BUDGET				
2007 Year-end UB Revision	163.6			
Budget utilisation rate	98%			
CASH SURPLUS 2007	8.6			
	Number of positions			
STAFFING – POSITIONS APPROVED				
Professional staff positions	1,393			
General service staff positions	2,131			
Total staff positions	3,524			

2. Unified Budget

2.1 Income - Assessed Contributions

The OSCE's source of income for the Unified Budget is assessed contributions from participating States. The level of assessed contributions received is a direct function of the billing schedule defined for the OSCE in its Financial Regulations.

OSCE income from assessed contributions against the 2007 Unified Budget totalled EUR 163.6 million, of which EUR 48.5 million is under the Standard Scale of Contributions for 2005-2007 and EUR 115.1 million is under the Field Operations Scales of Contributions for 2005-2007.

Other income on the Unified Budget, which includes miscellaneous income, currency exchange adjustments and savings on prior year unliquidated obligations amounted to EUR 5.5 million.

The OSCE has an excellent payment record of assessed contributions by participating States, when compared to other International Organizations. The OSCE received 99.7 percent of assessed contributions for 2007 by 31 December 2007 (2006: 99.7 per cent).

2.2 In-Kind Contributions

A unique feature of the OSCE is the significant amount of in-kind contributions provided, in the form of seconded staff and premises. It is estimated that these in-kind contributions can be valued at approximately EUR 57.9 million for 2007 or approximately one quarter of total resources put at the disposal of the OSCE. This includes an estimated EUR 54.4 million for seconded staff salaries and EUR 3.5 million for buildings provided by host countries. In particular, generous contributions are acknowledged from the Austrian government for office rent and conference facilities (EUR 2.5 million), the Polish government for ODIHR (EUR 0.4 million) and the Netherlands government for HCNM (EUR 0.2 million). These governments have provided further substantial contributions in-kind in the form of tax concessions, security and parking areas.

Additionally the Austrian Government has provided new premises for the Secretariat in Vienna in the renovated historic Palais Palfy in Wallnerstrasse at an estimated total cost of EUR 31 million. Of this, EUR 27 million was funded by the Austrian Government, with the balance being contributed by the OSCE participating States. The Secretariat successfully conducted its physical move from Kaerntnerringhof to Wallnerstrasse in December 2007.

2.3 Budget, Expenditure

Budget

The 2007 Unified Budget was approved under PC.DEC/780 on 2 February 2007, in the amount of EUR 168.2 million. Revised budgets approved under subsequent Permanent Council Decisions amounted to a net decrease of EUR 4.6 million, for a Year-end Revised Budget of EUR 163.6 million (PC.DEC/844 of 13 March 2008).

The format and structure of the 2007 Unified Budget presented individual Programmes, together with their objectives and outputs and the financial and human resources required for the achievement of these under each Unified Budget Fund. 2007 saw the introduction of Performance Based Programme Budgeting (PBPB) on a pilot basis for selected Funds and certain Programmes in the Secretariat. For these pilots, objectives, outcomes and outputs were presented. For purposes of the presentation and approval of the 2007 Unified Budget, Funds were grouped under (i) Funds related to the Secretariat and Institutions and (ii)

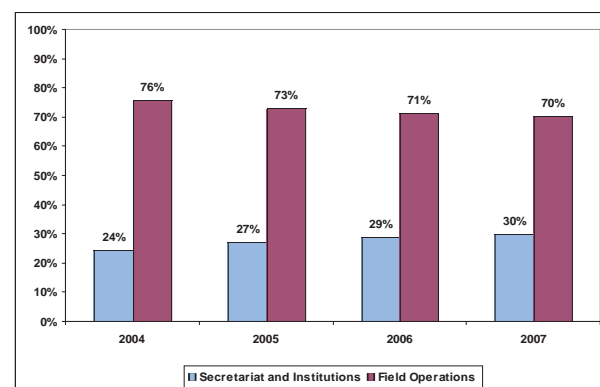
Funds related to Field Operations, with the latter, in turn, being grouped into regions. This presentation is also followed in this Financial Report and Financial Statements.

2007 Year-end Budget Revision (PC.DEC/844)

EUR '000	2007	%
I. Funds Related to The Secretariat and Institutions		
The Secretariat	30,318	18.5%
Office for Democratic Institutions and Human Rights	14,090	8.6%
High Commissioner on National Minorities	2,816	1.7%
Representative on Freedom of the Media	1,260	0.8%
II. Funds Related to OSCE Field Operations (by Region)		
South-Eastern Europe	82,565	50.5%
Eastern Europe	5,036	3.1%
Caucasus	15,266	9.3%
Central Asia	12,237	7.5%
Total Unified Budget	163,588	100%

From the operational perspective, the OSCE remains a field-oriented Organization, with the share of the budget allocated to field operations representing 71 percent of the 2007 Unified Budget. The shift towards increasing the share of resources to the Secretariat and Institutions since 2002, however, is evident from the following chart. This is primarily due to the increasing programmatic role and responsibilities allocated by participating States to the Secretariat and Institutions.

Distribution of Unified Budget 2004-2007



The geographical distribution of resources allocated to OSCE's Field Operations has remained relatively stable, with an increase in the share of resources allocated to Central Asia and Eastern Europe, and a decrease in the share of resources allocated to the Caucasus.

Geographical Distribution of Unified Budget: Funds Related to Field Operations

EUR million	2007		2006	
Funds Related to OSCE Field Operations (by Region)				
South-Eastern Europe	82.6	71.7%	83.1	71.7%
Eastern Europe	5.0	4.4%	4.9	4.3%
Caucasus	15.3	13.3%	16.7	14.4%
Central Asia	12.2	10.6%	11.3	9.7%
Total Funds Related to OSCE Field Operations	115.1	100%	115.9	100%

The following table lists the PC Decisions affecting the Unified Budget in the course of 2007.

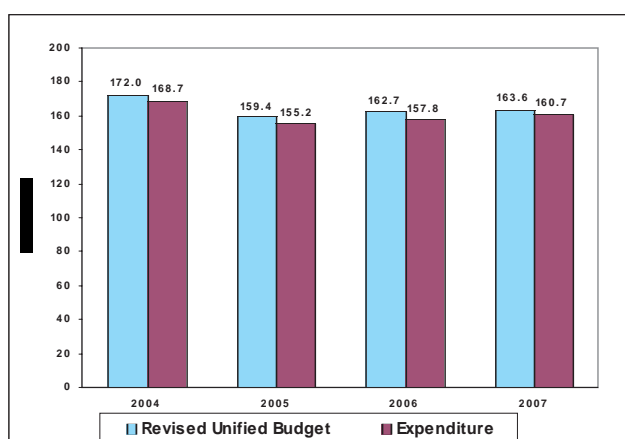
2007 Unified Budget and Revisions

PC Decision	Budget Revisions (EUR)	Unified Budget (EUR mln)
02 / 02 / 2007 PC DEC /780/ Corr.1 Approval of the 2007 Unified Budget		168.2
22 / 11 / 2007 PC DEC /811 2007 Unified Budget Revision	0	
21 / 12 / 2007 PC DEC /828 2007 Unified Budget Revision for the OSCE Mission to Croatia and the OSCE Mission in Kosovo	0	
13 / 03 / 2008 PC DEC /844 2007 Year-end Unified Budget Revision	(€ 612,200)	
Total Budget Revisions	(€ 612,200)	(4.6)
Year-End Revised Budget		163.6

Expenditure

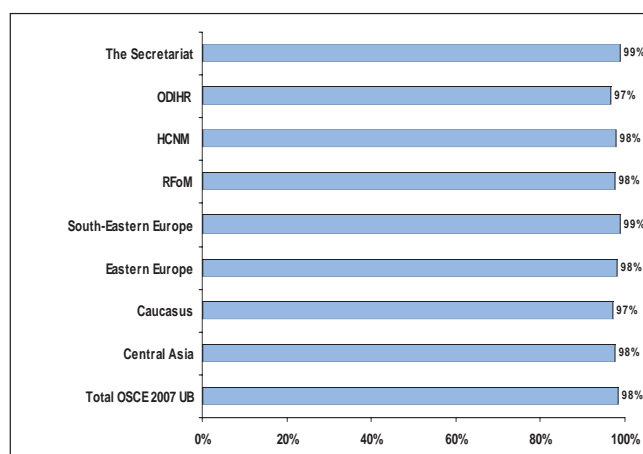
The 2007 expenditure against the Unified Budget amounted to a total of EUR 160.7 million, representing an increase of 1.8 percent compared to the previous year (2006: EUR 157.8 million).

Budget vs. Expenditure 2004-2007



Expenditure for the year 2007 against the year-end revised Budget of EUR 163.6 million was 98 percent (2006: 97 percent) and expenditure against the original Unified Budget approved in December 2006 of 168.2 million was 95.5 percent (2006: 93.8 percent).

Budget Utilisation Rates for Year-End Budget Revision



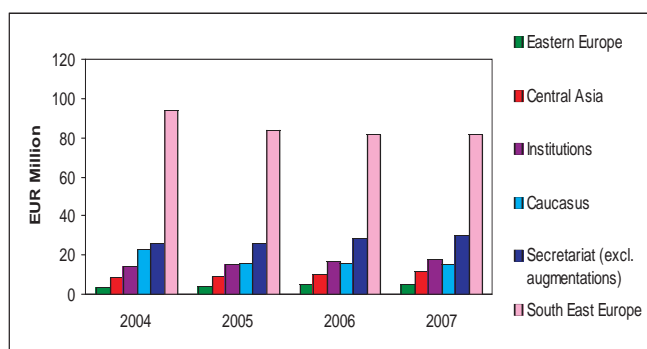
The following is a comparison between 2007 and 2006 expenditure.

Unified Budget Expenditure

EUR million	2007		2006	
I. Funds Related to The Secretariat and Institutions				
The Secretariat	29.9	18.6%	28.6	18.1%
Office for Democratic Institutions and Human Rights	13.6	8.5%	12.8	8.1%
High Commissioner on National Minorities	2.8	1.7%	2.6	1.7%
Representative on Freedom of the Media	1.2	0.8%	1.1	0.7%
Total Funds Related to The Secretariat and Institutions	47.5	29.6%	45.2	28.6%
II. Funds Related to OSCE Field Operations (by Region)				
South-Eastern Europe	81.5	50.7%	81.5	51.7%
Eastern Europe	4.9	3.1%	4.6	2.9%
Caucasus	14.8	9.2%	16.1	10.2%
Central Asia	11.9	7.4%	10.4	6.6%
Total Funds Related to OSCE Field Operations	113.1	70.4%	112.6	71.4%
Total OSCE	160.7	100%	157.8	100%

The overall distribution of expenditure between the Secretariat and Institutions vs. Field Operations, as well as the geographical distribution of expenditure across Field Operations follows the pattern illustrated for the Unified Budget.

Unified Budget Expenditure by Region (2004-2007)



The distribution of Unified Budget Expenditure by Cost Category between 2007 and 2006 is quite stable.

Unified Budget Expenditure by Cost Category

EUR million	2007		2006	
Staff costs	97.0	60.4%	94.2	59.7%
Operational Costs	48.5	30.2%	47.8	30.3%
Assets/Equipment	5.3	3.3%	6.1	3.9%
Office Costs	9.5	5.9%	9.4	5.9%
HoM Facility	0.3	0.2%	0.4	0.2%
Total	160.7	100%	157.8	100%

Staff costs continue to represent the most significant share of OSCE's annual expenditures.

2.4 Staffing

Total budgeted positions as at 31 December 2007 were 3,524, representing a 1.1 percent decrease over the previous year (2006: 3,562 budgeted positions). The distribution of positions within the Organization is shown in Annex A.

Budgeted Positions

number of positions	2007		2006	
Professional Staff	1,393	100%	1,415	100%
International contracted	287	21%	282	20%
Seconded	738	53%	777	55%
National professional	368	26%	356	25%
General Services Staff	2,131	100%	2,147	100%
Secretariat and Institutions	243	11%	239	11%
Local general services	1,888	89%	1,908	89%
Total Staff	3,524		3,562	

Budgeted vs. Filled Positions as at 31 December 2007

number of positions	Budgeted	Filled	% Filled
Professional Staff	1,393	1,176	84%
International contracted	287	260	91%
Seconded	738	577	78%
National professional	368	339	92%
General Services Staff	2,131	1,980	93%
Secretariat and Institutions	243	231	95%
Local general services	1,888	1,749	93%
Total Staff	3,524	3,156	90%

3. Extra-budgetary Contributions

Extra-budgetary contributions are a valuable source of funding for the OSCE to finance projects and activities that are consistent with OSCE objectives but are not funded under the Unified Budget. Expenditure of extra-budgetary resources in 2007 amounted to EUR 20.3 million (2006: EUR 23.0 million).

Unlike resources provided under the Unified Budget, extra-budgetary resources are normally multi-year in nature and balances are brought forward from one year to the next. The Fund balance of all extra-budgetary resources brought forward into 2007 from 2006 amounted to EUR 28.3 million and the Fund balance carried forward into 2008 from 2007 amounted to EUR 32.6 million.

Extra-budgetary contributions received in 2007 amounted to EUR 26.0 million (2006: EUR 21.6 million). Of this amount, EUR 18.6 million was received in respect of pledges accepted in 2007 and EUR 7.4 million was received in respect of pledges accepted in 2006.

4. Cash Management

Cash and bank balances are managed in strict compliance with the OSCE's Financial Regulations. Accordingly, all amounts received from participating States against assessed contributions billed are used for the purposes authorised within the relevant year's budget, and any cash surplus is credited to participating States within the timelines set out in Financial Regulation 7.07.

Cash and bank balances as at end 2007 and 2006 are shown below (The Secretariat bank balances include the Revolving and Contingency Funds, the Wallnerstrasse Fund as well as Extra-budgetary Funds).

OSCE - Bank and Cash Balances

EUR '000	2007		2006	
Bank				
I. The Secretariat and Institutions				
The Secretariat	81,292	94.4%	81,084	94.8%
Institutions	1,123	1.3%	989	1.2%
Total Secr. & Institutions	82,415	95.7%	82,073	96.0%
II. Field Operations (by Region)				
South-Eastern Europe	1,819	2.1%	1,248	1.5%
Eastern Europe	289	0.3%	631	0.7%
Caucasus	451	0.5%	549	0.5%
Central Asia	502	0.6%	508	0.6%
Total Field Operations	3,062	3.5%	2,937	3.4%
Total Bank	85,476	99.3%	85,009	99.4%
Total Cash	606	0.7%	531	0.6%
Grand Total	86,082	100%	85,540	100%

The Secretariat - Bank Balances

EUR '000	2007	2006
UB bank accounts	37,780	40,177
XB bank accounts	38,622	36,017
Revolving	2,710	2,710
Contingency	2,180	2,180
Total	81,292	81,084

The primary objective guiding the Secretariat's Treasury is to ensure the efficient and cost-effective management of OSCE's financial resources. Cash is managed centrally in order to safeguard funds, better monitor cash flow and optimise investment income. Treasury is also responsible for developing and implementing instructions and procedures for the safe custody of cash and bank balances at all Institutions and Field Operations.

The geographic as well as currency composition of cash and bank balances is monitored closely for the purposes of risk management. Banks used by the OSCE across all locations of its Institutions and Field Operations are reviewed regularly to ensure that the Organization's funds are safeguarded with due care and prudence.

In line with Financial Regulation 5.02, short-term investments are made in the form of time-deposits of monies not needed for immediate requirement and all interest earned is credited as miscellaneous income to the Secretariat Fund.

During 2007 the Investment Committee continued to monitor cash management activities and to provide a forum where these activities are discussed and approved.

5. Management Issues

5.1 Performance Based Programme Budgeting

In its Decision 18 of 5 December 2006, the Ministerial Council has stated its commitment to further introduction and application of PBPB in the OSCE. In 2007 the Secretariat devoted significant efforts to apply PBPB across all OSCE Funds in preparation for the 2008 budget year, by providing extensive training and assistance to Programme Managers in Vienna and in the field. A number of "lessons learned" exercises were undertaken, in particular with the 2007 "Pilot" Programmes, which will be taken into account in the further promotion of PBPB.

5.2 Common Regulatory Management System

The ACMF Working Group on Financial Regulations continued its work in 2007 on amending the Financial Regulations. A compilation of amendments was issued on 25 July 2007 (PC.ACMF/54/07). However, consensus could not be reached in adopting amended Financial Regulations by 1 July 2007, as stipulated in Ministerial Council Decision No. 10 of 5 December 2006. The Working Group will continue its deliberations in 2008.

Annex A: OSCE Staffing Overview – Budgeted and Actual Staff Positions

as at 31 December 2007

Fund number of positions	Contracted		Seconded		National Prof.		TOTAL PROF		General Service		GRAND TOTAL	
	Budget	Actual	Budget	Actual	Budget	Actual	Budget	Actual	Budget	Actual	Budget	Actual
The Secretariat	138	127	39	33	0	0	177	160	182	172	359	332
Office for Democratic Institutions and Human Rights	53	50	16	13	0	0	69	63	50	48	119	111
High Commissioner on National Minorities	14	14	6	6	0	0	20	20	8	8	28	28
Representative on Freedom of the Media	7	6	6	1	0	0	13	7	3	3	16	10
SECRETARIAT AND INSTITUTIONS	212	197	67	53	0	0	279	250	243	231	522	481
Mission in Kosovo	40	31	243	189	77	69	360	289	639	611	999	900
Tasks in Bosnia and Herzegovina	5	5	96	79	166	151	267	235	386	356	653	591
Mission to Croatia	2	1	28	14	12	11	42	26	105	82	147	108
Mission to Serbia	2	2	47	37	17	16	66	55	109	107	175	162
Presence in Albania	1	1	27	27	14	13	42	41	64	62	106	103
Spillover Monitor Mission to Skopje	5	5	77	62	26	25	108	92	168	158	276	250
Mission to Montenegro	1	1	14	12	6	6	21	19	24	22	45	41
South-Eastern Europe	56	46	532	420	318	291	906	757	1,495	1,398	2,401	2,155
Mission to Moldova	1	1	12	12	5	5	18	18	25	24	43	42
Project Co-ordinator in the Ukraine	1	1	2	2	4	4	7	7	11	7	18	14
Office in Minsk	1	1	4	3	0	0	5	4	8	8	13	12
Representative to the Latvian - Russian JC on Military Pensioners	0	0	0	0	0	0	0	0	0	0	0	0
Eastern Europe	3	3	18	17	9	9	30	29	44	39	74	68
Mission to Georgia	7	6	57	30	17	17	81	53	136	104	217	157
Office in Yerevan	1	1	6	5	8	7	15	13	22	20	37	33
Office in Baku	1	1	6	5	3	3	10	9	13	13	23	22
High Level Planning Group	0	0	8	6	0	0	8	6	1	1	9	7
The Minsk Process	0	0	0	0	0	0	0	0	0	0	0	0
Personal Representative of the CiO on Conflict dealt with by the Minsk Conference	1	1	5	5	0	0	6	6	11	11	17	17
Caucasus	10	9	82	51	28	27	120	87	183	149	303	236
Centre in Astana	1	1	5	5	4	4	10	10	14	14	24	24
Centre in Ashgabad	1	1	5	4	1	1	7	6	15	15	22	21
Centre in Bishkek	1	1	12	11	3	3	16	15	56	54	72	69
Project Co-ordinator in Uzbekistan	0	0	3	3	3	2	6	5	12	11	18	16
Centre in Dushanbe	3	2	14	13	2	2	19	17	68	68	87	85
Central Asia	6	5	39	36	13	12	58	53	165	162	223	215
TOTAL FOR FUNDS RELATED TO OSCE FIELD OPERATIONS	75	63	671	524	368	339	1,114	926	1,888	1,749	3,002	2,675

Chapter II – Budget and Expenditure Report

BUDGET AND EXPENDITURE REPORT

for the Year Ended 31 December 2007

Fund									
Main Programme	Approved	PC	Budget	Transfers as	Revised	Disbursements	ULO	Expenditure	Utiliz.
Programme	Budget	Authorized	Revision	per Fin. Reg.	Budget after				Rate %
EUR '000	(PC.DEC/780)	Transfers	(PC.DEC/844)	3.02 (b)	Transfers				
I. FUNDS RELATED TO THE SECRETARIAT AND INSTITUTIONS									
<u>The Secretariat</u>									
Secretary General and Central Services									
Secretary General and Central Services									
Executive Management	1,105	19	1,124	0	1,124	1,101	8	1,109	99
Security Management	414	(8)	406	0	406	389	14	403	99
External Co-operation	677	(7)	670	0	670	649	7	656	98
Legal Services	461	(6)	455	0	455	443	3	446	98
Press and Public Information	1,150	(3)	1,146	0	1,146	1,089	17	1,106	96
Gender Issues	268	(9)	259	0	259	255	2	257	99
TOTAL	4,075	(14)	4,060	0	4,060	3,926	51	3,977	98
Chairman-in-Office									
Short-Term Mission/Visits of CiO and PR of the CiO	300	4	304	0	304	252	52	304	100
Advisory Committee on Management and Finance (ACMF)	15	(5)	10	0	10	10	0	10	97
Panel of Adjudicators	65	(54)	11	0	11	10	0	10	86
Audit Committee	50	(31)	19	0	19	18	0	18	94
External Auditors	100	0	100	0	100	98	0	98	98
TOTAL	530	(86)	444	0	444	388	52	439	99
Internal Oversight									
Internal Oversight	1,253	(75)	1,178	0	1,178	1,029	130	1,159	98
TOTAL	1,253	(75)	1,178	0	1,178	1,029	130	1,159	98
Activities Related to Combating the Threat of Illicit Drugs									
Activities Related to Combating the Threat of Illicit Drugs	0	0	0	0	0	0	0	0	0
TOTAL	0	0	0	0	0	0	0	0	0
Strategic Police Matters									
Strategic Police Matters Unit	955	(72)	883	0	883	844	31	875	99
TOTAL	955	(72)	883	0	883	844	31	875	99
Office of the Special Representative/Co-ordinator for Combating Trafficking in Human Beings									
Office of the Special Representative/Co-ordinator for Combating Trafficking in Human Beings	736	66	802	0	802	728	47	775	97
TOTAL	736	66	802	0	802	728	47	775	97

Fund	Approved Budget	PC	Budget	Transfers as	Revised	Disbursements	ULO	Expenditure	Utiliz.
Main Programme	(PC.DEC/780)	Authorized	Revision	per Fin. Reg.	Budget after				Rate %
Programme		Transfers	(PC.DEC/844)	3.02 (b)	Transfers				
EUR '000									
Action Against Terrorism Unit									
Action Against Terrorism	740	(19)	721	0	721	696	0	696	97
TOTAL	740	(19)	721	0	721	696	0	696	97
Activities Related to the Economic and Environmental Aspects of Security									
Co-ordinator of OSCE Economic and Environmental Activities	1,372	(60)	1,313	0	1,313	1,250	22	1,272	97
Economic Forum Meeting	483	0	483	0	483	461	13	474	98
TOTAL	1,856	(60)	1,796	0	1,796	1,711	35	1,746	97
Conflict Prevention									
CPC Direction and Management	377	0	377	0	377	371	1	372	99
Policy Support Service	827	(31)	796	0	796	772	24	796	100
Operations Service	817	(24)	793	0	793	757	33	790	100
Programming and Evaluation Support Unit	246	4	250	0	250	245	0	245	98
FSC Chairmanship	32	(6)	26	0	26	25	0	25	97
FSC Support	482	23	506	0	506	496	5	501	99
Communications Network	567	(125)	442	0	442	379	50	429	97
TOTAL	3,348	(159)	3,189	0	3,189	3,045	113	3,157	99
Human Resources Management									
HR Direction and Management	435	(104)	331	0	331	318	2	320	97
Personnel Management	749	107	855	0	855	811	42	853	100
Recruitment	645	(93)	552	0	552	515	20	535	97
Training Section	1,179	(41)	1,138	0	1,138	1,055	47	1,102	97
TOTAL	3,007	(131)	2,876	0	2,876	2,699	111	2,811	98
Department of Management and Finance									
Conference and Language Services	5,186	(210)	4,976	0	4,976	4,820	143	4,963	100
DMF Direction and Management	317	(12)	306	0	306	280	20	300	98
Financial Compliance, Systems and Support	422	(129)	293	0	293	280	5	285	97
Finance Service	1,283	(54)	1,230	0	1,230	1,218	0	1,218	99
Information and Communication Technology Services	3,310	254	3,564	0	3,564	2,870	693	3,563	100
Mission Support Services	1,317	150	1,467	0	1,467	1,355	102	1,457	99
Secretariat Common Operational Costs	2,132	31	2,163	0	2,163	1,536	623	2,159	100
Prague Office	404	(31)	372	0	372	329	37	366	98
TOTAL	14,370	0	14,370	0	14,370	12,688	1,623	14,312	100
TOTAL FOR THE SECRETARIAT	30,869	(550)	30,318	0	30,318	27,754	2,193	29,948	99

Fund Main Programme Programme EUR '000	Approved Budget (PC.DEC/780)	PC Authorized Transfers	Budget Revision (PC.DEC/844)	Transfers as per Fin. Reg. 3.02 (b)	Revised Budget after Transfers	Disbursements	ULO	Expenditure	Utiliz. Rate %
<u>Office of the Democratic Institutions and Human Rights (ODIHR)</u>									
Direction and Policy	1,322	(110)	1,212	0	1,212	1,196	14	1,210	100
Fund Administration Unit	1,556	(90)	1,466	0	1,466	1,382	73	1,455	99
Common Operational Costs	819	0	819	0	819	688	107	795	97
Human Dimension Meetings	788	(140)	648	0	648	624	1	625	96
Democratization	1,331	(110)	1,221	0	1,221	1,170	27	1,197	98
Human Rights	1,076	(30)	1,046	0	1,046	990	32	1,022	98
Elections	6,530	(270)	6,260	0	6,260	5,707	231	5,938	95
Tolerance and Non-Discrimination	1,086	0	1,086	0	1,086	1,004	38	1,042	96
Roma and Sinti Issues	433	(100)	333	0	333	276	45	321	96
TOTAL	14,940	(850)	14,090	0	14,090	13,037	568	13,604	97
<u>High Commissioner on National Minorities</u>									
Office of High Commissioner	1,508	31	1,539	0	1,539	1,534	0	1,534	100
Fund Administration Unit	316	3	319	0	319	318	0	318	100
Common Operational Costs	183	(21)	162	0	162	137	4	141	87
Conflict Prevention Activities	846	(50)	796	0	796	747	11	758	95
TOTAL	2,853	(37)	2,816	0	2,816	2,736	15	2,751	98
<u>Representative on Freedom of the Media</u>									
Office of Representative	572	0	572	0	572	525	27	552	97
Freedom of the Media	688	0	688	0	688	640	38	678	98
TOTAL	1,260	0	1,260	0	1,260	1,165	65	1,230	98
TOTAL FOR FUNDS RELATED TO THE SECRETARIAT AND INSTITUTIONS	49,922	(1,437)	48,484	0	48,484	44,692	2,841	47,532	98
II. FUNDS RELATED TO OSCE FIELD OPERATIONS									
SOUTH-EASTERN EUROPE									
<u>Mission to Kosovo</u>									
Office of Head of Mission	5,286	109	5,395	0	5,395	5,247	111	5,358	99
Fund Administration Unit	4,638	210	4,848	0	4,848	4,730	44	4,774	98
Common Operational Costs	6,535	(1,018)	5,518	0	5,518	4,784	563	5,347	97
Security and Public Safety	2,366	(145)	2,221	0	2,221	2,008	163	2,171	98
Good Governance and Democratic Institutions	4,789	(150)	4,639	0	4,639	4,264	227	4,491	97
Human Rights, Decentralization and Communities	8,191	60	8,251	0	8,251	7,987	205	8,192	99
TOTAL	31,805	(934)	30,872	0	30,872	29,020	1,313	30,332	98

Fund									
Main Programme	Approved	PC	Budget	Transfers as	Revised	Disbursements	ULO	Expenditure	Utiliz.
Programme	Budget	Authorized	Revision	per Fin. Reg.	Budget after				Rate %
EUR '000	(PC.DEC/780)	Transfers	(PC.DEC/844)	3.02 (b)	Transfers				
Secretariat Augmentations	3,090	0	3,090	0	3,090	2,927	151	3,078	100
ODIHR Augmentations									
ODIHR Democratization	269	(45)	224	0	224	189	28	217	97
TOTAL	269	(45)	224	0	224	189	28	217	97
TOTAL MISSION TO KOSOVO	35,164	(978)	34,185	0	34,185	32,136	1,492	33,627	98
Tasks in Bosnia and Herzegovina									
Office of Head of Mission	2,349	22	2,371	0	2,371	2,344	5	2,349	99
Fund Administration Unit	1,852	128	1,980	0	1,980	1,675	249	1,924	97
Common Operational Costs	3,871	(70)	3,801	0	3,801	3,515	233	3,748	99
Security Co-operation	777	(14)	763	0	763	759	0	759	99
Human Rights and Rule of Law	2,942	(67)	2,875	0	2,875	2,822	17	2,839	99
Education	1,611	(49)	1,562	0	1,562	1,534	7	1,541	99
Democratization	3,180	(81)	3,099	0	3,099	3,038	15	3,053	99
TOTAL	16,581	(130)	16,451	0	16,451	15,687	526	16,214	99
Regional Stabilization/Arms Control									
Implementation of Article IV	219	(12)	207	0	207	164	38	202	97
TOTAL	219	(12)	207	0	207	164	38	202	97
Secretariat Augmentations	1,144	1	1,145	0	1,145	1,082	63	1,145	100
TOTAL TASKS IN BOSNIA AND HERZEGOVINA	17,944	(141)	17,803	0	17,803	16,933	627	17,560	99
Mission to Croatia									
Office of Head of Mission	975	19	993	0	993	920	66	986	99
Fund Administration Unit	804	297	1,101	0	1,101	853	246	1,099	100
Common Operational Costs	1,548	(41)	1,507	0	1,507	1,380	116	1,496	99
Rule of Law (including Police)	1,593	118	1,711	0	1,711	1,671	33	1,704	100
Return and Integration	1,670	133	1,803	0	1,803	1,764	30	1,794	100
TOTAL	6,590	525	7,115	0	7,115	6,588	491	7,079	99
Secretariat Augmentations	209	(1)	208	0	208	183	15	198	95
TOTAL MISSION TO CROATIA	6,799	524	7,323	0	7,323	6,771	506	7,277	99

Fund Main Programme Programme EUR '000	Approved Budget (PC.DEC/780)	PC Authorized Transfers	Budget Revision (PC.DEC/844)	Transfers as per Fin. Reg. 3.02 (b)	Revised Budget after Transfers	Disbursements	ULO	Expenditure	Utiliz. Rate %
<u>Mission to Serbia</u>									
Office of Head of Mission	921	1	922	0	922	871	51	922	100
Fund Administration Unit	712	(2)	710	0	710	690	20	710	100
Common Operational Costs	1,502	(25)	1,478	0	1,478	1,361	108	1,469	99
Police Affairs	1,678	(23)	1,654	0	1,654	1,588	66	1,654	100
Economic and Environmental	264	7	271	0	271	240	30	270	100
Democratization	976	(13)	963	0	963	838	116	954	99
Media	415	0	415	0	415	398	16	414	100
Rule of Law and Human Rights	1,040	(28)	1,012	0	1,012	970	42	1,012	100
TOTAL MISSION TO SERBIA	7,508	(84)	7,423	0	7,423	6,956	449	7,404	100
<u>Presence in Albania</u>									
Office of Head of Mission	920	8	928	0	928	829	98	927	100
Fund Administration Unit	441	33	474	0	474	445	27	472	100
Common Operational Costs	1,066	(6)	1,060	0	1,060	924	131	1,055	100
Security Co-operation	248	4	252	0	252	243	7	250	99
Governance in Economic and Environmental Issues	326	(15)	311	0	311	296	15	311	100
Human Dimension Activities	725	(23)	702	0	702	619	82	701	100
TOTAL PRESENCE IN ALBANIA	3,727	0	3,727	0	3,727	3,356	360	3,715	100
<u>Spillover Monitor Mission to Skopje</u>									
Office of Head of Mission	1,323	78	1,401	0	1,401	1,364	13	1,377	98
Fund Administration Unit	1,209	35	1,244	0	1,244	1,213	11	1,224	98
Common Operational Costs	1,980	(159)	1,821	0	1,821	1,659	140	1,799	99
Confidence-Building	848	48	896	0	896	859	33	892	100
Police Development	1,919	(28)	1,890	0	1,890	1,787	67	1,854	98
Media Development	262	5	267	0	267	236	29	265	99
Rule of Law	1,657	17	1,674	0	1,674	1,414	224	1,638	98
Public Administration Support	590	4	594	0	594	443	131	574	97
TOTAL	9,786	0	9,786	0	9,786	8,975	648	9,622	98
Secretariat Augmentations	163	0	163	0	163	111	35	146	90
TOTAL SPILLOVER MONITOR MISSION TO SKOPJE	9,949	0	9,949	0	9,949	9,086	683	9,768	98

Fund Main Programme Programme EUR '000	Approved Budget (PC.DEC/780)	PC Authorized Transfers	Budget Revision (PC.DEC/844)	Transfers as per Fin. Reg. 3.02 (b)	Revised Budget after Transfers	Disbursements	ULO	Expenditure	Utiliz. Rate %
<u>Mission to Montenegro</u>									
Office of Head of Mission	313	4	317	0	317	302	12	314	99
Fund Administration Unit	221	(17)	204	0	204	192	7	199	98
Common Operational Costs	475	(5)	470	0	470	361	107	468	100
Police Affairs	448	(14)	434	0	434	430	0	430	99
Economic and Environmental	67	3	69	0	69	68	0	68	99
Democratization	328	(1)	327	0	327	323	1	324	99
Media	113	(9)	104	0	104	102	0	102	97
Rule of Law and Human Rights	237	(7)	230	0	230	214	13	227	99
TOTAL MISSION TO MONTENEGRO	2,201	(46)	2,155	0	2,155	1,992	140	2,131	99
TOTAL FOR SOUTH-EASTERN EUROPE	83,290	(726)	82,565	0	82,565	77,230	4,257	81,482	99
EASTERN EUROPE									
<u>Mission to Moldova</u>									
Office of Head of Mission	342	0	342	0	342	327	9	336	98
Fund Administration Unit	169	(2)	168	0	168	164	0	164	97
Common Operational Costs	461	19	479	0	479	441	36	477	100
Conflict Prevention/Resolution	388	(6)	382	0	382	350	32	382	100
Human Rights Monitoring/Democratization	268	(3)	265	0	265	220	43	263	99
Anti-Trafficking/Gender	241	(8)	233	0	233	226	6	232	100
TOTAL MISSION TO MOLDOVA	1,869	0	1,869	0	1,869	1,728	126	1,854	99
<u>Project Co-ordinator in Ukraine</u>									
Office of Head of Mission	143	0	143	0	143	140	0	140	98
Fund Administration Unit	201	7	208	0	208	202	2	204	98
Common Operational Costs	247	25	272	0	272	240	22	262	97
Democratization and Good Governance	214	21	235	0	235	233	0	233	99
Rule of Law and Human Rights	804	(77)	727	0	727	694	10	704	97
Economic, Environmental and Politico-Military Projects	858	(60)	799	0	799	730	44	774	97
TOTAL PROJECT CO-ORDINATOR IN UKRAINE	2,468	(84)	2,384	0	2,384	2,239	78	2,318	97

Fund									
Main Programme	Approved	PC	Budget	Transfers as	Revised	Disbursements	ULO	Expenditure	Utiliz.
Programme	Budget	Authorized	Revision	per Fin. Reg.	Budget after				Rate %
EUR '000	(PC.DEC/780)	Transfers	(PC.DEC/844)	3.02 (b)	Transfers				
<u>Office in Minsk</u>									
Office of Head of Mission	215	(27)	188	0	188	179	4	183	97
Fund Administration Unit	135	(16)	119	0	119	115	2	117	98
Common Operational Costs	191	(45)	146	0	146	138	4	142	97
Economic and Environmental Activities	179	(13)	166	0	166	155	5	160	97
Institution-Building, Rule of Law and Civil Society	177	(17)	160	0	160	139	17	156	98
TOTAL OFFICE IN MINSK	898	(118)	780	0	780	726	32	759	97
<u>Representative on the Latvian-Russian Joint</u>									
<u>Commission on Military Pensioner</u>									
Office of Head of Mission	10	(6)	4	0	4	3	0	3	90
TOTAL REPRESENTATIVE ON THE LATVIAN-RUSSIAN									
JOINT COMMISSION ON MILITARY PENSIONERS	10	(6)	4	0	4	3	0	3	90
TOTAL FOR EASTERN EUROPE	5,244	(207)	5,036	0	5,036	4,696	236	4,934	98
CAUCASUS									
<u>Mission to Georgia</u>									
Office of Head of Mission	2,005	(173)	1,833	0	1,833	1,461	316	1,777	97
Fund Administration Unit	1,158	(138)	1,021	0	1,021	987	3	990	97
Common Operational Costs	2,302	(206)	2,096	0	2,096	1,801	202	2,003	96
Political and Military Aspects of Security and Police Activities	1,421	(88)	1,333	0	1,333	1,275	16	1,291	97
Capacity-Building Programme	1,477	(248)	1,229	0	1,229	1,224	0	1,224	100
Economic and Environmental Activities	433	10	442	0	442	342	76	418	95
Human Dimension Activities	1,311	(47)	1,264	0	1,264	1,156	66	1,222	97
TOTAL MISSION TO GEORGIA	10,106	(889)	9,217	0	9,217	8,246	679	8,925	97

Fund Main Programme Programme EUR '000	Approved Budget (PC.DEC/780)	PC Authorized Transfers	Budget Revision (PC.DEC/844)	Transfers as per Fin. Reg. 3.02 (b)	Revised Budget after Transfers	Disbursements	ULO	Expenditure	Utiliz. Rate %
Office in Yerevan									
Office of Head of Mission	212	0	212	0	212	200	6	206	97
Fund Administration Unit	173	(14)	159	0	159	154	2	156	98
Common Operational Costs	321	(40)	281	0	281	265	13	278	99
Politico-Military Activities	464	6	470	0	470	394	65	459	98
Economic and Environmental Activities	422	4	426	0	426	417	4	421	99
Democratization	218	9	227	0	227	218	1	219	96
Human Rights	181	(1)	179	0	179	174	0	174	97
Good Governance	326	(2)	323	0	323	273	38	311	96
TOTAL OFFICE IN YEREVAN	2,316	(39)	2,277	0	2,277	2,095	129	2,223	98
Office in Baku									
Office of Head of Mission	169	(46)	123	0	123	113	5	118	96
Fund Administration Unit	146	10	156	0	156	152	2	154	99
Common Operational Costs	301	(36)	265	0	265	236	19	255	96
Politico-Military Activities	772	(136)	636	0	636	525	89	614	97
Economic and Environmental Activities	347	12	359	0	359	231	112	343	96
Democratization	361	(68)	293	0	293	188	95	283	96
Rule of Law and Human Rights	382	(48)	333	0	333	289	34	323	97
TOTAL OFFICE IN BAKU	2,477	(311)	2,166	0	2,166	1,734	356	2,090	97
High Level Planning Group									
Office of Head of Mission	180	(53)	127	0	127	117	6	123	97
TOTAL HIGH LEVEL PLANNING GROUP	180	(53)	127	0	127	117	6	123	97
The Minsk Process									
Office of Head of Mission	791	(342)	449	0	449	411	1	412	92
TOTAL THE MINSK PROCESS	791	(342)	449	0	449	411	1	412	92
Personal Representative of the CIO on the Conflict									
Dealt with by the Minsk Conference									
Office of Head of Mission	567	(8)	559	0	559	559	0	559	100
Fund Administration Unit	181	(2)	179	0	179	178	0	178	99
Common Operational Costs	282	10	292	0	292	284	6	290	99
TOTAL PERSONAL REPR. OF THE CIO ON THE CONFLICT DEALT WITH BY THE MINSK PROCESS	1,030	0	1,030	0	1,030	1,021	6	1,026	100
TOTAL FOR CAUCASUS	16,899	(1,633)	15,266	0	15,266	13,624	1,177	14,800	97

Fund	Approved Budget	PC Authorized Transfers	Budget Revision	Transfers as per Fin. Reg. 3.02 (b)	Revised Budget after Transfers	Disbursements	ULO	Expenditure	Utiliz. Rate %
Main Programme	(PC.DEC/712)		(PC.DEC/786)						
Programme									
EUR '000									
CENTRAL ASIA									
Centre in Astana*									
Office of Head of Mission	231	(3)	228	0	228	224	0	224	98
Fund Administration Unit	196	(14)	182	0	182	179	1	180	99
Common Operational Costs	385	(7)	378	0	378	347	30	377	100
Politico-Military Activities	390	17	407	0	407	388	8	396	97
Economic and Environmental Activities	390	(21)	370	0	370	344	5	349	95
Human Dimension Activities	390	12	402	0	402	371	5	376	93
TOTAL CENTRE IN ASTANA	1,982	(15)	1,967	0	1,967	1,853	49	1,903	97
Centre in Ashgabad									
Office of Head of Mission	247	(24)	223	0	223	219	2	221	99
Fund Administration Unit	127	(16)	111	0	111	108	1	109	98
Common Operational Costs	181	13	194	0	194	159	33	192	99
Conflict Prevention and Confidence - and Security- Building	224	(1)	223	0	223	217	0	217	97
Economic and Environmental Activities	226	(112)	114	0	114	105	2	107	94
Human Dimension Activities	224	(4)	220	0	220	213	1	214	97
TOTAL CENTRE IN ASHGABAD	1,228	(143)	1,086	0	1,086	1,021	39	1,060	98
Centre in Bishkek									
Office of Head of Mission	813	(18)	795	0	795	746	35	781	98
Fund Administration Unit	257	(40)	217	0	217	193	18	211	97
Common Operational Costs	473	(19)	454	0	454	410	31	441	97
Politico-Military Activities	472	4	476	0	476	409	66	475	100
Economic and Environmental Activities	552	4	556	0	556	514	25	539	97
Human Dimension Activities	523	42	565	0	565	510	46	556	99
Police Reform Programme	996	(2)	994	0	994	840	125	965	97
TOTAL CENTRE IN BISHKEK	4,086	(29)	4,057	0	4,057	3,622	346	3,968	98

* Under PC.DEC/797 of 21 June 2007, the OSCE Centre in Almaty has been renamed as OSCE Centre in Astana.

Fund									
Main Programme	Approved	PC	Budget	Transfers as	Revised	Disbursements	ULO	Expenditure	Utiliz.
Programme	Budget	Authorized	Revision	per Fin. Reg.	Budget after				Rate %
EUR '000	(PC.DEC/712)	Transfers	(PC.DEC/786)	3.02 (b)	Transfers				
<u>Project Co-ordinator in Uzbekistan</u>									
Project Co-ordinator in Uzbekistan									
Office of Head of Mission	174	(10)	164	0	164	133	27	160	97
Fund Administration Unit	77	(20)	57	0	57	54	1	55	97
Common Operational Costs	261	(80)	181	0	181	153	22	175	97
Politico-Military Activities	321	(69)	252	0	252	240	5	245	97
Economic and Environmental Activities	405	3	408	0	408	302	98	400	98
Human Dimension Activities	373	(50)	324	0	324	273	42	315	97
TOTAL PROJECT CO-ORDINATOR IN UZBEKISTAN	1,612	(225)	1,386	0	1,386	1,155	195	1,349	97
<u>Centre in Dushanbe</u>									
Office of Head of Mission	351	4	354	0	354	323	22	345	97
Fund Administration Unit	307	(26)	281	0	281	272	1	273	97
Common Operational Costs	675	(30)	645	0	645	467	178	645	100
Fostering Political Dialogue and Security	336	25	361	0	361	357	0	357	99
SALW and CA, Mine Action, Anti-Terrorism									
and Security-Related Activities	593	(71)	522	0	522	465	40	505	97
Addressing Environmental Issues - Capacity-Building	254	24	278	0	278	269	0	269	97
Supporting Economic Development in Tajikistan	383	(51)	332	0	332	312	8	320	96
Promoting Democratization in Tajikistan	293	3	296	0	296	294	0	294	99
Fostering Democratization of Media in Tajikistan	371	(55)	316	0	316	262	42	304	96
Gender Awareness and Equality in Tajikistan	375	(19)	355	0	355	324	17	341	96
TOTAL CENTRE IN DUSHANBE	3,938	(197)	3,741	0	3,741	3,345	308	3,653	98
TOTAL FOR CENTRAL ASIA	12,845	(609)	12,237	0	12,237	10,996	937	11,933	98
TOTAL FOR FUNDS RELATED TO THE									
OSCE FIELD OPERATIONS	118,279	(3,175)	115,104	0	115,104	106,546	6,607	113,150	98
TOTAL OSCE UNIFIED BUDGET	168,200	(4,612)	163,588	0	163,588	151,238	9,448	160,682	98

Chapter III - Financial Statements

**STATEMENT 1: OSCE Consolidated Statement of Income,
Expenditure and Changes in Fund Balance**
for the year ending 31 December 2007

EUR '000		TOTAL OSCE*	
	Note	2007	2006
Assessed Contributions	2/5	163,588	162,712
Extra-budgetary Contributions	3	25,997	21,577
Miscellaneous Income	2/5	4,785	3,879
Currency Exchange Adjustments	2/4	(887)	(987)
Savings on prior year ULO's	9	902	1,092
Other Adjustments	10	397	451
TOTAL INCOME	2/5	194,781	188,724
TOTAL EXPENDITURE	2/6	185,070	180,766
EXCESS OF INCOME OVER EXPENDITURE		9,711	7,958
Transfer to Wallnerstrasse Fund	2/2	0	1,100
Less credits to participating States/Transfers	2/7	(3,967)	(9,895)
Refund of unspent XB contributions to Donors		(1,084)	(3,207)
Fund Balance 1 January		57,779	61,823
Fund Balance at Period End	2/8	62,439	57,779

STATEMENT 2: OSCE Consolidated Statement of Assets, Liabilities and Fund Balance
as at 31 December 2007

EUR '000		TOTAL OSCE*	
	Note	2007	2006
Assets			
Cash and Short-term Deposits Budgetary	2/3	47,461	49,524
Cash and Short-term Deposits Extra-budgetary	2/3	38,622	36,018
Assessed Contributions Receivable	4	6,417	6,602
Accounts Receivable	5	2,752	2,493
Prepaid Expenses and Advances	6	6,696	5,258
TOTAL ASSETS		101,947	99,895
Liabilities			
Accounts Payable	8	5,528	4,380
Reserve for unliquidated obligations	9	12,780	12,483
Funds held for third parties	11	6,119	4,840
Contributions Received in Advance	12	9,379	14,737
Other Current Liabilities		455	426
TOTAL LIABILITIES		34,262	36,866
Reserves and Fund Balances			
Unallocated surplus	2/7	356	360
Revolving Fund	2/2	2,710	2,710
Contingency Fund	2/2	2,180	2,180
Fund Balance	2/8	62,439	57,779
TOTAL RESERVES AND FUND BALANCE		67,686	63,029
TOTAL LIABILITIES, RESERVES AND FUND BALANCE		101,947	99,895

Note: Contingent Liabilities - see Note 14

STATEMENT 3: OSCE Consolidated Statement of Cash Flow
for the year ending 31 December 2007

EUR '000	TOTAL OSCE*	
	2007	2006
NET EXCESS (SHORTFALL) OF INCOME OVER EXPENDITURE	9,711	7,958
(Increase) decrease in assessed contributions receivable	184	4,157
(Increase) decrease in accounts receivable	(258)	672
(Increase) decrease in prepaid expenditure and advances	(1,438)	1,137
Increase (decrease) in contributions received in advance	(5,357)	(6,182)
Increase (decrease) in reserve for unliquidated obligations	298	957
Increase (decrease) in accounts payable	1,148	(2,257)
Increase (decrease) in other current liabilities	29	240
NET CASH FLOW FROM OPERATING ACTIVITIES	4,316	6,682
Increase (Decrease) in Unallocated Surplus	(4)	6
Increase (decrease) in funds held for third parties	1,278	1,271
Credits to participating States/Transfers	(3,967)	(9,895)
Refund of unspent extrabudgetary contribution	(1,084)	(3,207)
Transfer to Wallnerstrasse Fund	0	1,100
NET CASH FLOW FROM FINANCING ACTIVITIES	(3,776)	(10,725)
NET INCREASE (DECREASE) IN CASH	540	(4,044)

* Unified Budget, Wallnerstrasse and Extra-budgetary

STATEMENT 4: Summary of all OSCE Statement of Income, Expenditure and Changes in Fund Balance

for the year ending 31 December 2007

EUR '000		Total Institutions		Total Field Operations		Total Unified Budget		Wallnerstrasse		Total Extra-budgetary Funds		TOTAL OSCE	
	Note	2007	2006	2007	2006	2007	2006	2007	2006	2007	2006	2007	2006
Assessed Contributions	2/5	48,484	46,794	115,104	115,918	163,588	162,712	0	0	0	0	163,588	162,712
Extrabudgetary Contributions	3	0	0	0	0	0	0	0	0	25,997	21,577	25,997	21,577
Miscellaneous Income	2/5	4,495	3,671	290	208	4,785	3,879	0	0	0	0	4,785	3,879
Currency Exchange Adjustments	2/4	145	96	(301)	(251)	(156)	(155)	0	0	(731)	(832)	(887)	(987)
Savings on prior year ULO's	9	213	205	689	887	902	1,092	0	0	0	0	902	1,092
Other Adjustments	10	0	0	0	0	0	0	0	0	397	451	397	451
TOTAL INCOME	2/5	53,336	50,765	115,782	116,762	169,118	167,528	0	0	25,663	21,196	194,781	188,724
TOTAL EXPENDITURE	2/6	47,532	45,175	113,150	112,634	160,682	157,810	4,113	0	20,274	22,956	185,070	180,766
EXCESS OF INCOME OVER EXPENDITURE		5,804	5,590	2,632	4,128	8,436	9,718	(4,113)	0	5,388	(1,760)	9,711	7,958
Transfer to Wallnerstrasse Fund		0	0	0	0	0	0	0	1,100	0	0	0	1,100
Less credits to participating States/Transfers		(1,850)	(2,778)	(2,117)	(7,117)	(3,967)	(9,895)	0	0	0	0	(3,967)	(9,895)
Refund of unspent XB contributions to Donors		0	0	0	0	0	0	0	0	(1,084)	(3,207)	(1,084)	(3,207)
Fund Balance 1 January		12,083	9,271	12,363	15,352	24,446	24,623	5,060	3,960	28,273	33,240	57,779	61,823
Fund Balance at Period End	2/8	16,037	12,083	12,878	12,363	28,915	24,446	947	5,060	32,577	28,273	62,439	57,779

STATEMENT 5: Summary of all OSCE Statement of Assets, Liabilities and Fund Balance
as at 31 December 2007

		Total Institutions		Total Field Operations		Total Unified Budget		Wallnerstrasse		Total Extra-budgetary Funds		TOTAL OSCE	
EUR '000													
	Note	2007	2006	2007	2006	2007	2006	2007	2006	2007	2006	2007	2006
Cash and Short-term Dep. Budgetary	2/3	43,876	46,119	3,584	3,405	47,461	49,524	0	0	0	0	47,461	49,524
Cash and Short-term Dep. Extra-budgetary	2/3	38,622	36,018	0	0	38,622	36,018	0	0	0	0	38,622	36,018
Assessed Contributions Receivable	4	3,013	2,967	3,405	3,635	6,417	6,602	0	0	0	0	6,417	6,602
Accounts Receivable	5	2,226	1,872	526	472	2,752	2,344	0	0	0	150	2,752	2,493
Prepaid Expenses and Advances	6	2,626	1,239	4,070	3,934	6,696	5,173	0	0	0	85	6,696	5,258
Due From Other Funds		942	348	28,720	27,950	29,662	28,298	1,093	5,060	35,956	31,969	66,711	65,328
TOTAL ASSETS		91,305	88,563	40,305	39,395	131,609	127,958	1,093	5,060	35,956	32,204	168,658	165,223
Accounts Payable	8	3,020	1,926	2,508	2,222	5,528	4,148	0	0	0	232	5,528	4,380
Reserve for unliquidated obligations	9	2,842	2,103	6,605	6,680	9,448	8,783	147	0	3,186	3,700	12,780	12,483
Funds held for third parties	11	6,101	4,820	17	21	6,119	4,840	0	0	0	0	6,119	4,840
Contributions Received in Advance	12	8,970	14,327	409	409	9,379	14,737	0	0	0	0	9,379	14,737
Due To Other Funds		49,043	48,005	17,668	17,541	66,711	65,546	0	0	0	(218)	66,711	65,328
Other Current Liabilities		44	48	218	160	262	208	0	0	192	218	455	426
TOTAL LIABILITIES		70,021	71,230	27,426	27,032	97,447	98,262	147	0	3,379	3,932	100,973	102,193
Unallocated surplus	2/7	356	360	0	0	356	360	0	0	0	0	356	360
Revolving Fund	2/2	2,710	2,710	0	0	2,710	2,710	0	0	0	0	2,710	2,710
Contingency Fund	2/2	2,180	2,180	0	0	2,180	2,180	0	0	0	0	2,180	2,180
Fund Balance	2/8	16,037	12,083	12,878	12,363	28,915	24,446	947	5,060	32,577	28,273	62,439	57,779
TOTAL RESERVES AND FUND BALANCE		21,284	17,333	12,878	12,363	34,162	29,696	947	5,060	32,577	28,273	67,686	63,029
TOTAL LIABILITIES, RESERVES AND FUND BALANCE		91,305	88,563	40,305	39,395	131,609	127,958	1,093	5,060	35,956	32,204	168,658	165,223

STATEMENT 6: Summary of all OSCE Statement of Cash Flow
for the year ending 31 December 2007

EUR '000	Total Institutions		Total Field Operations		Total Unified Budget		Wallnerstrasse		Total Extra-budgetary Funds		TOTAL OSCE	
	2007	2006	2007	2006	2007	2006	2007	2006	2007	2006	2007	2006
EXCESS (SHORTFALL) OF INCOME OVER EXPENDITURE	5,804	5,590	2,632	4,128	8,436	9,718	(4,113)	0	5,388	(1,760)	9,711	7,958
(Increase) decrease in assessed contributions receivable	(46)	1,673	230	2,484	184	4,157	0	0	0	0	184	4,157
(Increase) decrease in accounts receivable	(353)	528	(55)	144	(408)	672	0	0	150	0	(258)	672
(Increase) decrease in prepaid expenditure and advances	(1,387)	(411)	(136)	1,226	(1,523)	815	0	0	85	322	(1,438)	1,137
(Increase) decrease in inter-fund balances receivable	(594)	(319)	(769)	(1,691)	(1,364)	(2,010)	3,967	(1,100)	(3,987)	4,346	(1,383)	1,237
Increase (decrease) in contributions received in advance	(5,357)	(6,182)	0	0	(5,357)	(6,182)	0	0	0	0	(5,357)	(6,182)
Increase (decrease) in reserve for unliquidated obligations	739	646	(74)	(4)	664	642	147	0	(513)	315	298	957
Increase (decrease) in accounts payable	1,094	(2,133)	286	(107)	1,380	(2,240)	0	0	(232)	(17)	1,148	(2,257)
Increase (decrease) in other current liabilities	(4)	11	59	98	55	109	0	0	(26)	131	29	240
Increase (decrease) in inter-fund balances payable 1,038	(1,683)	127	577	1,165	(1,105)	0	0	218	(131)	1,383	(1,237)	
NET CASH FLOW FROM OPERATING ACTIVITIES	933	(2,279)	2,300	6,854	3,233	4,575	0	(1,100)	1,084	3,207	4,316	6,682
(Increase) Decrease in Unallocated Surplus	(4)	6	0	0	(4)	6	0	0	0	0	(4)	6
Increase (decrease) in funds held for third parties	1,282	1,269	(3)	2	1,278	1,271	0	0	0	0	1,278	1,271
Credits to participating States	(1,850)	(2,778)	(2,117)	(7,117)	(3,967)	(9,895)	0	0	0	0	(3,967)	(9,895)
Refund of unspent Extra-budgetary contribution	0	0	0	0	0	0	0	0	(1,084)	(3,207)	(1,084)	(3,207)
Transfer to Wallnerstrasse Fund	0	0	0	0	0	0	0	1,100	0	0	0	1,100
NET CASH FLOW FROM FINANCING ACTIVITIES	(572)	(1,504)	(2,120)	(7,115)	(2,692)	(8,618)	0	1,100	(1,084)	(3,207)	(3,776)	(10,725)
NET INCREASE (DECREASE) IN CASH	361	(3,783)	180	(261)	540	(4,044)	0	0	0	0	540	(4,044)

STATEMENT 7: Summary of all OSCE Statement of Cash Surplus*
for the year ending 31 December 2007

EUR '000	Total Institutions		Total Field Operations		Total Unified Budget	
	2007	2006	2007	2006	2007	2006
EXCESS OF INCOME OVER EXPENDITURE	5,804	5,590	2,632	4,128	8,436	9,718
Add Contributions Receivable 1. Jan	2,967	4,640	3,635	6,118	6,602	10,758
Less Contributions Receivable at Period End	(3,013)	(2,967)	(3,405)	(3,635)	(6,417)	(6,602)
CASH SURPLUS FOR THE YEAR	5,759	7,263	2,862	6,612	8,621	13,875
 Cash Surplus 1. Jan	 9,116	 4,631	 8,729	 9,233	 17,845	 13,865
Less Credits to participating States/Transfers	(1,850)	(2,778)	(2,117)	(7,117)	(3,967)	(9,895)
Cash Surplus at Period End	13,025	9,116	9,474	8,729	22,498	17,845
 Add contributions receivable at Period End	 3,013	 2,967	 3,405	 3,635	 6,417	 6,602
Fund Balance at Period End	16,037	12,083	12,878	12,363	28,915	24,446

* See note 2/7

STATEMENT 8: OSCE Secretariat and Institutions, Statement of Income, Expenditure and Changes in Fund Balance
for the Year ending 31 December 2007

EUR '000		The Secretariat		Office for Democratic Institutions and Human Rights		High Commissioner on National Minorities		Representative on Freedom of the Media		Total Secretariat and Institutions	
	Note	2007	2006	2007	2006	2007	2006	2007	2006	2007	2006
Assessed Contributions	2/5	30,318	29,590	14,090	13,304	2,816	2,767	1,260	1,134	48,484	46,794
Miscellaneous Income	2/5	4,477	3,621	15	47	3	2	0	1	4,495	3,671
Currency Exchange Adjustments	2/4	187	170	(43)	(72)	0	(1)	0	0	145	96
Savings on prior year ULO's	9	160	100	34	90	2	1	17	14	213	205
TOTAL INCOME	2/5	35,143	33,480	14,096	13,368	2,820	2,768	1,277	1,149	53,336	50,765
TOTAL EXPENDITURE	2/6	29,948	28,588	13,604	12,836	2,751	2,624	1,230	1,127	47,532	45,175
EXCESS OF INCOME OVER EXPENDITURE		5,195	4,892	493	532	70	144	47	22	5,804	5,590
Less credits to participating States/Transfers	2/7	(1,625)	(1,972)	(197)	(617)	(27)	(136)	(1)	(53)	(1,850)	(2,778)
Fund Balance 1 January		9,473	6,554	2,007	2,092	474	465	130	160	12,083	9,271
Fund Balance at Period End		13,043	9,473	2,302	2,007	517	474	175	130	16,037	12,083

STATEMENT 9: OSCE Secretariat and Institutions, Statement of Assets, Liabilities and Fund Balance
as at 31 December 2007

EUR '000		The Secretariat		Office for Democratic Institutions and Human Rights		High Commissioner on National Minorities		Representative on Freedom of the Media		Total Secretariat and Institutions	
	Note	2007	2006	2007	2006	2007	2006	2007	2006	2007	2006
Cash and Short-term Deposit Budgetary	2/3	42,673	45,078	1,003	938	200	103	0	0	43,876	46,119
Cash and Short-term Deposit Extra-budgetary	2/3	38,622	36,018	0	0	0	0	0	0	38,622	36,018
Assessed Contributions Receivable	4	1,930	1,909	821	800	193	193	68	65	3,013	2,967
Accounts Receivable	5	2,123	1,770	86	90	16	13	0	0	2,226	1,872
Prepaid Expenses and Advances	6	1,523	161	782	1,073	322	6	0	0	2,626	1,239
Due From Other Funds		0	0	771	0	0	242	172	106	942	348
TOTAL ASSETS		86,870	84,936	3,462	2,900	732	556	240	171	91,305	88,563
Accounts Payable	8	2,597	1,609	386	274	37	44	(1)	0	3,020	1,926
Reserve for unliquidated obligations	9	2,193	1,661	568	398	15	3	65	42	2,842	2,103
Funds held for third parties	11	5,900	4,527	201	292	0	0	0	0	6,101	4,820
Contributions Received in Advance	12	8,970	14,327	0	0	0	0	0	0	8,970	14,327
Due To Other Funds		48,917	48,076	0	(71)	126	0	0	0	49,043	48,005
Other Current Liabilities		3	12	5	0	36	36	0	0	44	48
TOTAL LIABILITIES		68,581	70,213	1,160	893	215	83	65	41	70,021	71,230
Unallocated surplus	2/7	356	360	0	0	0	0	0	0	356	360
Revolving Fund	2/7	2,710	2,710	0	0	0	0	0	0	2,710	2,710
Contingency Fund	2/2	2,180	2,180	0	0	0	0	0	0	2,180	2,180
Fund Balance		13,043	9,473	2,302	2,007	517	474	175	130	16,037	12,083
TOTAL RESERVES AND FUND BALANCE		18,289	14,723	2,302	2,007	517	474	175	130	21,284	17,333
TOTAL LIABILITIES, RESERVES AND FUND BALANCE		86,870	84,936	3,462	2,900	732	556	240	171	91,305	88,563

STATEMENT 10: OSCE Secretariat and Institutions, Statement of Cash Flow

for the year ending 31 December 2007

EUR '000	The Secretariat		Office for Democratic Institutions and Human Rights		High Commissioner on National Minorities		Representative on Freedom of the Media		Total Secretariat and Institutions	
	2007	2006	2007	2006	2007	2006	2007	2006	2007	2006
EXCESS (SHORTFALL) OF INCOME OVER EXPENDITURE	5,195	4,892	493	532	70	144	47	22	5,804	5,590
(Increase) decrease in assessed contributions receivable	(20)	1,044	(21)	478	(1)	110	(4)	41	(46)	1,673
(Increase) decrease in accounts receivable	(354)	488	4	31	(4)	9	0	0	(353)	528
(Increase) decrease in prepaid expenditure and advances	(1,362)	(55)	291	(354)	(316)	(2)	0	0	(1,387)	(411)
(Increase) decrease in inter-fund balances receivable	0	(233)	(771)	0	242	(101)	(66)	16	(594)	(319)
Increase (decrease) in contributions received in advance	(5,357)	(6,182)	0	0	0	0	0	0	(5,357)	(6,182)
Increase (decrease) in reserve for unliquidated obligations	533	703	170	(31)	12	0	24	(26)	739	646
Increase (decrease) in accounts payable	988	(2,221)	113	90	(6)	(3)	0	0	1,094	(2,133)
Increase (decrease) in other current liabilities	(9)	11	5	0	0	0	0	0	(4)	11
Increase (decrease) in inter-fund balances payable	841	(1,097)	71	(586)	126	0	0	0	1,038	(1,683)
NET CASH FLOW FROM OPERATING ACTIVITIES	454	(2,650)	354	161	123	158	1	53	933	(2,279)
(Increase) Decrease in Unallocated Surplus	(4)	6	0	0	0	0	0	0	(4)	6
Increase (decrease) in funds held for third parties	1,373	1,121	(91)	148	0	0	0	0	1,282	1,269
Credits to participating States / Transfers	(1,625)	(1,972)	(197)	(617)	(27)	(136)	(1)	(53)	(1,850)	(2,778)
NET CASH FLOW FROM FINANCING ACTIVITIES	(256)	(846)	(288)	(469)	(27)	(136)	(1)	(53)	(572)	(1,504)
NET INCREASE (DECREASE) IN CASH	198	(3,496)	65	(309)	97	22	0	0	361	(3,783)

STATEMENT 11: OSCE Secretariat and Institutions, Statement of Cash Surplus*

for the year ending 31 December 2007

EUR '000	The Secretariat		Office for Democratic Institutions and Human Rights		High Commissioner on National Minorities		Representative on Freedom of the Media		Total Secretariat and Institutions	
	2007	2006	2007	2006	2007	2006	2007	2006	2007	2006
EXCESS OF INCOME OVER EXPENDITURE	5,195	4,892	493	532	70	144	47	22	5,804	5,590
Add Contributions Receivable 1. Jan	1,909	2,953	800	1,278	193	303	65	106	2,967	4,640
Less Contributions Receivable at Period End	(1,930)	(1,909)	(821)	(800)	(193)	(193)	(68)	(65)	(3,013)	(2,967)
CASH SURPLUS FOR THE YEAR	5,175	5,936	471	1,010	69	254	44	63	5,759	7,263
Cash Surplus 1. Jan	7,564	3,601	1,207	814	281	162	65	54	9,116	4,631
Less Credits to participating States / Transfers	(1,625)	(1,972)	(197)	(617)	(27)	(136)	(1)	(53)	(1,850)	(2,778)
Cash Surplus at Period End	11,113	7,564	1,481	1,207	323	281	107	65	13,025	9,116
Add contributions receivable at Period End	1,930	1,909	821	800	193	193	68	65	3,013	2,967
Fund Balance at Period End	13,043	9,473	2,302	2,007	517	474	175	130	16,037	12,083

* See note 2/7

STATEMENT 12: Summary by Region OSCE Field Operations, Statement of Income, Expenditure and Changes in Fund Balance
for the year ending 31 December 2007

EUR '000		South-Eastern Europe		Eastern Europe		Caucasus		Central Asia		Total Regions		Closed Funds		Total Field Operations	
	Note	2007	2006	2007	2006	2007	2006	2007	2006	2007	2006	2007	2006	2007	2006
Assessed Contributions	2/5	82,565	83,080	5,036	4,930	15,266	16,656	12,237	11,253	115,104	115,918	0	0	115,104	115,918
Miscellaneous Income		217	103	29	27	35	35	8	42	290	208	0	0	290	208
Currency Exchange Adjustments	2/4	36	0	(200)	(60)	(57)	(50)	(80)	(141)	(301)	(251)	0	0	(301)	(251)
Savings on prior year ULO's	9	410	678	33	40	168	75	77	94	689	887	0	0	689	887
TOTAL INCOME	2/5	83,228	83,862	4,899	4,937	15,412	16,715	12,242	11,248	115,782	116,762	0	0	115,782	116,762
TOTAL EXPENDITURE	2/6	81,482	81,529	4,934	4,625	14,800	16,080	11,933	10,400	113,150	112,634	0	0	113,150	112,634
EXCESS OF INCOME OVER EXPENDITURE		1,746	2,333	(35)	312	612	635	309	848	2,632	4,128	0	0	2,632	4,128
Less credits to participating States/Transfers	2/7	(553)	(5,207)	(288)	(232)	(528)	(1,142)	(724)	(437)	(2,093)	(7,018)	(24)	(99)	(2,117)	(7,117)
Fund Balance 1 January		6,840	9,714	892	813	2,289	2,796	2,096	1,685	12,118	15,008	245	344	12,363	15,352
Fund Balance at Period End		8,033	6,840	569	892	2,373	2,289	1,682	2,096	12,657	12,118	222	245	12,878	12,363

STATEMENT 13: Summary by Region OSCE Field Operations, Statement of Assets, Liabilities and Fund Balance
as at 31 December 2007

		South-Eastern Europe		Eastern Europe		Caucasus		Central Asia		Total Regions		Closed Funds		Total Field Operations	
EUR '000															
	Note	2007	2006	2007	2006	2007	2006	2007	2006	2007	2006	2007	2006	2007	2006
Cash and Short-term Deposit Budgetary	2/3	2,059	1,480	344	680	595	676	586	569	3,584	3,405	0	0	3,584	3,405
Assessed Contributions Receivable	4	2,052	2,160	172	196	721	771	323	331	3,269	3,459	135	176	3,405	3,635
Accounts Receivable	5	377	330	84	74	0	0	65	68	526	472	0	0	526	472
Prepaid Expenses and Advances	6	1,232	2,197	948	140	1,167	1,364	723	232	4,070	3,934	0	0	4,070	3,934
Due From Other Funds		25,008	24,210	424	591	1,963	1,386	1,180	1,633	28,575	27,819	144	131	28,720	27,950
TOTAL ASSETS		30,728	30,378	1,972	1,681	4,447	4,197	2,877	2,832	40,025	39,088	280	307	40,305	39,395
Accounts Payable	8	1,776	1,480	63	42	419	440	250	260	2,508	2,222	0	0	2,508	2,222
Reserve for unliquidated obligations	9	4,255	4,948	236	317	1,176	940	938	475	6,605	6,680	0	0	6,605	6,680
Funds held for third parties	11	17	20	0	0	0	0	0	0	17	21	0	0	17	21
Contributions Received in Advance	12	0	0	0	0	409	409	0	0	409	409	0	0	409	409
Due To Other Funds		16,441	16,937	1,100	427	69	115	0	0	17,610	17,479	58	61	17,668	17,541
Other current liabilities		207	153	3	2	1	4	8	1	218	160	0	0	218	160
TOTAL LIABILITIES		22,696	23,538	1,403	788	2,074	1,908	1,196	736	27,368	26,971	58	61	27,426	27,032
Fund Balance		8,033	6,840	569	892	2,373	2,289	1,682	2,096	12,657	12,118	222	245	12,878	12,363
TOTAL FUND BALANCE		8,033	6,840	569	892	2,373	2,289	1,682	2,096	12,657	12,118	222	245	12,878	12,363
TOTAL LIABILITIES AND FUND BALANCE		30,728	30,378	1,972	1,681	4,447	4,197	2,877	2,832	40,025	39,088	280	307	40,305	39,395

STATEMENT 14: Summary by Region OSCE Field Operations, Statement of Cash Flow
for the year ending 31 December 2007

EUR '000	South-Eastern Europe		Eastern Europe		Caucasus		Central Asia		Total Regions		Closed Funds		Total Field Operations	
	2007	2006	2007	2006	2007	2006	2007	2006	2007	2006	2007	2006	2007	2006
EXCESS (SHORTFALL) OF INCOME OVER EXPENDITURE	1,746	2,333	(35)	312	612	635	309	848	2,632	4,128	0	0	2,632	4,128
(Increase) decrease in assessed contributions receivable	108	1,793	24	96	50	355	8	194	189	2,438	40	46	230	2,484
(Increase) decrease in accounts receivable	(47)	160	(10)	(42)	0	0	3	26	(55)	144	0	0	(55)	144
(Increase) decrease in prepaid expenditure and advances	966	131	(807)	(45)	197	943	(491)	196	(136)	1,226	0	0	(136)	1,226
(Increase) decrease in inter-fund balances receivable	(797)	(667)	166	(12)	(578)	(189)	453	(884)	(756)	(1,751)	(13)	60	(769)	(1,691)
Increase (decrease) in reserve for unliquidated obligations	(693)	(89)	(80)	43	236	121	463	(79)	(74)	(4)	0	0	(74)	(4)
Increase (decrease) in accounts payable	296	301	21	(40)	(20)	(483)	(11)	116	286	(107)	0	0	286	(107)
Increase (decrease) in other current liabilities	54	111	2	(6)	(3)	(5)	7	(3)	59	98	0	0	59	98
Increase (decrease) in inter-fund balances payable (496)	510	673	145	(46)	77	0	(147)	131	584	(3)	(7)	127	577	
NET CASH FLOW FROM OPERATING ACTIVITIES	1,136	4,583	(47)	451	447	1,454	741	267	2,276	6,755	24	99	2,300	6,854
 Increase (decrease) in funds held for third parties	 (3)	 2	 0	 0	 0	 0	 0	 0	 (3)	 2	 0	 0	 (3)	 2
Credits to participating States	(553)	(5,207)	(288)	(232)	(528)	(1,142)	(724)	(437)	(2,093)	(7,018)	(24)	(99)	(2,117)	(7,117)
NET CASH FLOW FROM FINANCING ACTIVITIES	(557)	(5,205)	(288)	(232)	(528)	(1,142)	(724)	(437)	(2,097)	(7,016)	(24)	(99)	(2,120)	(7,115)
 NET INCREASE (DECREASE) IN CASH	 579	 (622)	 (335)	 219	 (81)	 312	 17	 (170)	 180	 (261)	 0	 0	 180	 (261)

STATEMENT 15: Summary by Region OSCE Field Operations, Statement of Cash Surplus*
for the year ending 31 December 2007

EUR '000	South-Eastern Europe		Eastern Europe		Caucasus		Central Asia		Total Regions		Closed Funds		Total Field Operations	
	2007	2006	2007	2006	2007	2006	2007	2006	2007	2006	2007	2006	2007	2006
EXCESS OF INCOME OVER EXPENDITURE	1,746	2,333	(35)	312	612	635	309	848	2,632	4,128	0	0	2,632	4,128
Add Contributions Receivable 1. Jan	2,160	3,953	196	292	771	1,126	331	525	3,459	5,897	176	222	3,635	6,118
Less Contributions Receivable at Period End	(2,052)	(2,160)	(172)	(196)	(721)	(771)	(323)	(331)	(3,269)	(3,459)	(135)	(176)	(3,405)	(3,635)
CASH SURPLUS FOR THE YEAR	1,854	4,126	(11)	408	662	990	317	1,042	2,821	6,566	40	46	2,862	6,612
Cash Surplus 1. Jan	4,680	5,761	696	520	1,518	1,670	1,765	1,160	8,659	9,111	69	122	8,729	9,233
Less Credits to participating States/Transfers	(553)	(5,207)	(288)	(232)	(528)	(1,142)	(724)	(437)	(2,093)	(7,018)	(24)	(99)	(2,117)	(7,117)
Cash Surplus at Period End	5,980	4,680	397	696	1,652	1,518	1,359	1,765	9,387	8,659	86	69	9,474	8,729
Add contributions receivable at Period End	2,052	2,160	172	196	721	771	323	331	3,269	3,459	135	176	3,405	3,635
Fund Balance at Period End	8,033	6,840	569	892	2,373	2,289	1,682	2,096	12,657	12,118	222	245	12,878	12,363

* See note 2/7

STATEMENT 16: OSCE Field Operations South-Eastern Europe, Statement of Income, Expenditure and Changes in Fund Balance
for the year ending 31 December 2007

EUR '000		Mission in Kosovo		Tasks in Bosnia and Herzegovina		Mission to Croatia		Mission to Serbia		Presence in Albania		Spillover Monitor Mission to Skopje		Mission to Montenegro		Total South-Eastern Europe	
	Note	2007	2006	2007	2006	2007	2006	2007	2006	2007	2006	2007	2006	2007	2006	2007	2006
Assessed Contributions	2/5	34,185	32,955	17,803	18,077	7,323	8,360	7,423	8,551	3,727	3,800	9,949	10,386	2,155	952	82,565	83,080
Miscellaneous Income	2/5	64	7	23	24	90	6	13	52	11	6	16	7	0	0	217	103
Currency Exchange Adjustments	2/4	1	(1)	0	0	11	2	10	(17)	3	2	12	13	0	0	36	0
Savings on prior year ULO's	9	180	313	17	12	3	22	36	31	28	74	137	227	10	0	410	678
TOTAL INCOME	2/5	34,430	33,274	17,843	18,113	7,426	8,390	7,483	8,617	3,769	3,882	10,114	10,634	2,165	952	83,228	83,862
TOTAL EXPENDITURE	2/6	33,627	32,171	17,560	17,734	7,277	8,241	7,404	8,521	3,715	3,788	9,768	10,181	2,131	893	81,482	81,529
EXCESS OF INCOME OVER EXPENDITURE		803	1,103	283	379	149	150	78	95	54	94	346	453	33	59	1,746	2,333
Less credits to participating States																	
/ Transfers	2/7	158	(2,221)	2	(906)	(165)	(457)	(88)	(608)	(133)	(323)	(327)	(693)	0	0	(553)	(5,207)
Fund Balance 1 January		2,355	3,472	1,286	1,813	702	1,009	613	1,126	589	818	1,237	1,476	59	0	6,840	9,714
Fund Balance at Period End		3,315	2,355	1,571	1,286	686	702	604	613	509	589	1,255	1,237	93	59	8,033	6,840

STATEMENT 17: OSCE Field Operations South-Eastern Europe, Statement of Assets, Liabilities and Fund Balance

as at 31 December 2007

		Mission in Kosovo		Tasks in Bosnia and Herzegovina		Mission to Croatia		Mission to Serbia		Presence in Albania		Spillover Monitor Mission to Skopje		Mission to Montenegro		Total South-Eastern Europe	
EUR '000																	
	Note	2007	2006	2007	2006	2007	2006	2007	2006	2007	2006	2007	2006	2007	2006	2007	2006
Cash and Short-term Deposit Budgetary	2/3	514	307	294	198	699	390	273	148	74	25	156	330	50	83	2,059	1,480
Assessed Contributions Receivable	4	727	758	390	454	165	180	269	257	240	263	255	246	5	2	2,052	2,160
Accounts Receivable	5	22	0	164	147	0	0	0	0	95	101	97	82	0	0	377	330
Prepaid Expenses and Advances	6	225	278	0	0	69	181	319	1,306	132	22	365	401	122	9	1,232	2,197
Due From Other Funds		20,937	20,806	1,460	1,400	496	199	393	0	437	605	1,228	1,202	56	0	25,008	24,210
TOTAL ASSETS		22,424	22,148	2,308	2,199	1,430	950	1,255	1,711	978	1,016	2,100	2,262	233	93	30,728	30,378
Accounts Payable	8	978	850	103	57	238	143	202	268	109	45	145	116	0	2	1,776	1,480
Reserve for unliquidated obligations	9	1,491	2,364	626	850	505	106	450	309	360	382	683	908	140	29	4,255	4,948
Funds held for third parties	11	0	0	8	10	0	0	0	0	0	0	9	11	0	0	17	20
Due To Other Funds		16,441	16,441	0	(10)	0	0	0	514	0	0	0	(11)	0	3	16,441	16,937
Other current liabilities		199	139	0	7	0	0	0	6	0	0	7	1	0	0	207	153
TOTAL LIABILITIES		19,110	19,794	737	913	743	248	652	1,098	469	427	844	1,025	140	34	22,696	23,538
Fund Balance		3,315	2,355	1,571	1,286	686	702	604	613	509	589	1,255	1,237	93	59	8,033	6,840
TOTAL FUND BALANCE		3,315	2,355	1,571	1,286	686	702	604	613	509	589	1,255	1,237	93	59	8,033	6,840
TOTAL LIABILITIES AND FUND BALANCE		22,424	22,148	2,308	2,199	1,430	950	1,255	1,711	978	1,016	2,100	2,262	233	93	30,728	30,378

STATEMENT 18: OSCE Field Operations South-Eastern Europe, Statement of Cash Flow
for the year ending 31 December 2007

EUR '000	Mission in Kosovo		Tasks in Bosnia and Herzegovina		Mission to Croatia		Mission to Serbia		Presence in Albania		Spillover Monitor Mission to Skopje		Mission to Montenegro		Total South-Eastern Europe	
	2007	2006	2007	2006	2007	2006	2007	2006	2007	2006	2007	2006	2007	2006	2007	2006
NET EXCESS (SHORTFALL) OF INCOME OVER EXPENDITURE	803	1,103	283	379	149	150	78	95	54	94	346	453	33	59	1,746	2,333
(Increase) decrease in assessed contributions receivable	31	651	64	454	15	207	(13)	173	23	98	(9)	210	(4)	(2)	108	1,793
(Increase) decrease in accounts receivable	(22)	3	(17)	28	0	0	0	0	7	(75)	(15)	205	0	0	(47)	160
(Increase) decrease in prepaid expenditure and advances	53	240	0	0	113	203	987	(384)	(110)	28	37	53	(113)	(9)	966	131
(Increase) decrease in inter-fund balances receivable	(132)	(852)	(61)	(308)	(297)	331	(393)	0	167	169	(26)	(7)	(56)	0	(797)	(667)
Increase (decrease) in reserve for unliquidated obligations	(873)	484	(223)	228	400	(368)	140	(65)	(22)	(86)	(225)	(311)	111	29	(693)	(89)
Increase (decrease) in accounts payable	128	154	47	(50)	95	129	(66)	47	64	(10)	29	28	(1)	2	296	301
Increase (decrease) in other current liabilities	61	101	(7)	7	0	0	(6)	6	0	0	6	(3)	0	0	54	111
Increase (decrease) in inter-fund balances payable	0	0	10	2	0	0	(514)	509	0	0	11	(4)	(3)	3	(496)	510
NET CASH FLOW FROM OPERATING ACTIVITIES	49	1,884	95	741	475	653	213	381	182	218	154	624	(33)	83	1,136	4,583
Increase (decrease) in funds held for third parties	0	0	(2)	(2)	0	0	0	0	0	0	(1)	4	0	0	(3)	2
Credits to participating States	158	(2,221)	2	(906)	(165)	(457)	(88)	(608)	(133)	(323)	(327)	(693)	0	0	(553)	(5,207)
NET CASH FLOW FROM FINANCING ACTIVITIES	158	(2,221)	0	(908)	(165)	(457)	(88)	(608)	(133)	(323)	(328)	(689)	0	0	(557)	(5,205)
NET INCREASE (DECREASE) IN CASH	207	(336)	95	(167)	309	196	126	(227)	49	(105)	(175)	(65)	(33)	83	579	(622)

STATEMENT 19: OSCE Field Operations South-Eastern Europe, Statement of Cash Surplus*
for the year ending 31 December 2007

EUR '000	Mission in Kosovo		Tasks in Bosnia and Herzegovina		Mission to Croatia		Mission to Serbia		Presence in Albania		Spillover Monitor Mission to Skopje		Mission to Montenegro		Total South-Eastern Europe	
	2007	2006	2007	2006	2007	2006	2007	2006	2007	2006	2007	2006	2007	2006	2007	2006
EXCESS OF INCOME OVER EXPENDITURE	803	1,103	283	379	149	150	78	95	54	94	346	453	33	59	1,746	2,333
Add Contributions Receivable 1. Jan	758	1,409	454	909	180	387	257	430	263	362	246	457	2	0	2,160	3,953
Less Contributions Receivable at Period End	(727)	(758)	(390)	(454)	(165)	(180)	(269)	(257)	(240)	(263)	(255)	(246)	(5)	(2)	(2,052)	(2,160)
CASH SURPLUS/(DEFICIT) FOR THE YEAR	834	1,754	347	834	164	357	66	268	77	192	337	663	30	58	1,854	4,126
 Cash Surplus 1. Jan	 1,597	 2,063	 831	 904	 522	 622	 356	 696	 325	 456	 990	 1,020	 58	 0	 4,680	 5,761
Less Credits to participating States																
/ Transfers	158	(2,221)	2	(906)	(165)	(457)	(88)	(608)	(133)	(323)	(327)	(693)	0	0	(553)	(5,207)
Cash Surplus at Period End	2,588	1,597	1,181	831	521	522	334	356	269	325	1,000	990	87	58	5,980	4,680
 Add contributions receivable at Period End	 727	 758	 390	 454	 165	 180	 269	 257	 240	 263	 255	 246	 5	 2	 2,052	 2,160
Fund Balance at Period End	3,315	2,355	1,571	1,286	686	702	604	613	509	589	1,255	1,237	93	59	8,033	6,840

*see note 2/7

STATEMENT 20: OSCE Field Operations Eastern Europe, Statement of Income, Expenditure and Changes in Fund Balance
for the year ending 31 December 2007

EUR '000		Mission to Moldova		Project Co-ordinator in Ukraine		Office in Minsk		Rep. on the Estonian Commission on Military Pensioners		Rep. on the Latvian Russian Joint Commission on Military Pensioners		Total Eastern Europe	
	Note	2007	2006	2007	2006	2007	2006	2007	2006	2007	2006	2007	2006
Assessed Contributions	2/5	1,869	1,623	2,384	2,324	780	874	0	102	4	8	5,036	4,930
Miscellaneous Income	2/5	23	5	6	4	0	17	0	1	0	0	29	27
Currency Exchange Adjustments	2/4	(4)	(9)	(192)	(48)	(4)	(3)	0	0	0	0	(200)	(60)
Savings on prior year ULO's	9	4	25	11	1	18	14	0	0	0	0	33	40
TOTAL INCOME	2/5	1,892	1,644	2,209	2,280	794	902	0	103	4	8	4,899	4,937
TOTAL EXPENDITURE	2/6	1,854	1,611	2,318	2,198	759	712	0	99	3	6	4,934	4,625
EXCESS OF INCOME OVER EXPENDITURE		38	33	(109)	82	35	191	0	4	0	2	(35)	312
Less credits to participating States / transfers	2/7	(77)	(104)	(45)	(50)	(164)	(67)	1	(9)	(3)	(1)	(288)	(232)
Fund Balance 1 January		206	277	227	196	439	316	15	20	5	4	892	813
Fund Balance at Period End		167	206	73	227	311	439	15	15	3	5	569	892

STATEMENT 21: OSCE Field Operations Eastern Europe, Statement of Assets, Liabilities and Fund Balance
as at 31 December 2007

		Mission to Moldova		Project Co-ordinator in Ukraine		Office in Minsk		Rep. on the Estonian Commission on Military Pensioners		Rep. on the Latvian Russian Joint Commission on Military Pensioners		Total Eastern Europe	
EUR '000													
	Note	2007	2006	2007	2006	2007	2006	2007	2006	2007	2006	2007	2006
Cash and Short-term Deposit Budgetary	2/3	14	27	281	599	49	52	0	2	0	0	344	680
Assessed Contributions Receivable	4	56	61	55	66	54	61	7	8	0	0	172	196
Accounts Receivable	5	36	41	48	31	0	2	0	0	0	0	84	74
Prepaid Expenses and Advances	6	69	89	878	52	0	0	0	0	0	0	948	140
Due From Other Funds		171	179	0	0	243	401	9	6	2	4	424	591
TOTAL ASSETS		347	396	1,262	748	346	516	15	16	3	5	1,972	1,681
Accounts Payable	8	51	43	11	(1)	0	0	0	0	0	0	63	42
Reserve for unliquidated obligations	9	127	145	77	94	32	76	0	1	0	0	236	317
Due To Other Funds		0	0	1,100	428	0	0	0	0	0	0	1,100	427
Other current liabilities		1	1	0	0	3	0	0	0	0	0	3	2
TOTAL LIABILITIES		179	189	1,189	521	35	77	0	1	0	0	1,403	788
Fund Balance		167	206	73	227	311	439	15	15	3	5	569	892
TOTAL FUND BALANCES		167	206	73	227	311	439	15	15	3	5	569	892
TOTAL LIABILITIES AND FUND BALANCE		347	396	1,262	748	346	516	15	16	3	5	1,972	1,681

STATEMENT 22: OSCE Field Operations Eastern Europe, Statement of Cash Flow
for the year ending 31 December 2007

EUR '000	Mission to Moldova		Project Co-ordinator in Ukraine		Office in Minsk		Rep. on the Estonian Commission on Military Pensioners		Rep. on the Latvian Russian Joint Commission on Military Pensioners		Total Eastern Europe	
	2007	2006	2007	2006	2007	2006	2007	2006	2007	2006	2007	2006
NET EXCESS (SHORTFALL) OF INCOME OVER EXPENDITURE	38	33	(109)	82	35	191	0	4	0	2	(35)	312
(Increase) decrease in accounts receivable												
(Increase) decrease in assessed contributions receivable	5	36	11	34	7	24	1	3	0	0	24	96
(Increase) decrease in accounts receivable	4	(9)	(17)	(31)	2	(2)	0	0	0	0	(10)	(42)
(Increase) decrease in prepaid expenditure and advances	19	4	(826)	(51)	0	0	0	3	0	0	(807)	(45)
(Increase) decrease in inter-fund balances receivable	8	154	0	0	158	(159)	(2)	(6)	2	(1)	166	(12)
Increase (decrease) in reserve for unliquidated obligations	(18)	(89)	(17)	82	(44)	48	(1)	1	0	0	(80)	43
Increase (decrease) in accounts payable	9	(18)	12	(23)	0	0	0	0	0	0	21	(40)
Increase (decrease) in Other Current Liabilities	(1)	1	0	0	3	(7)	0	0	0	0	2	(6)
Increase (decrease) in inter-fund balances payable	0	0	673	153	0	0	0	(9)	0	0	673	145
NET CASH FLOW FROM OPERATING ACTIVITIES	64	113	(273)	246	161	95	(2)	(4)	3	1	(47)	451
Credits to Participating States	(77)	(104)	(45)	(50)	(164)	(67)	1	(9)	(3)	(1)	(288)	(232)
NET CASH FLOW FROM FINANCING ACTIVITIES	(77)	(104)	(45)	(50)	(164)	(67)	1	(9)	(3)	(1)	(288)	(232)
NET INCREASE (DECREASE) IN CASH	(13)	9	(318)	196	(3)	28	(2)	(13)	0	0	(335)	219

STATEMENT 23: OSCE Field Operations Eastern Europe, Statement of Cash Surplus*
for the year ending 31 December 2007

EUR '000	Mission to Moldova		Project Co-ordinator in Ukraine		Office in Minsk		Rep. on the Estonian Commission on Military Pensioners		Rep. on the Latvian Russian Joint Commission on Military Pensioners		Total Eastern Europe	
	2007	2006	2007	2006	2007	2006	2007	2006	2007	2006	2007	2006
EXCESS OF INCOME OVER EXPENDITURE	38	33	(109)	82	35	191	0	4	0	2	(35)	312
Add Contributions Receivable 1. Jan	61	96	66	100	61	85	8	11	0	0	196	292
Less Contributions Receivable at Period End	(56)	(61)	(55)	(66)	(54)	(61)	(7)	(8)	0	0	(172)	(196)
CASH SURPLUS/(DEFICIT) FOR THE YEAR	43	69	(98)	115	42	215	1	7	0	2	(11)	408
Cash Surplus 1. Jan	146	181	161	96	378	231	7	9	4	4	696	520
Less credits to participating States / Transfers	(77)	(104)	(45)	(50)	(164)	(67)	1	(9)	(3)	(1)	(288)	(232)
Cash Surplus at Period End	111	146	18	161	257	378	9	7	2	4	397	696
Add contributions receivable at Period End	56	61	55	66	54	61	7	8	0	0	172	196
Fund Balance at Period End	167	206	73	227	311	439	15	15	3	5	569	892

* See note 2/7

STATEMENT 24: OSCE Field Operations Caucasus, Statement of Income, Expenditure and Changes in Fund Balance
for the year ending 31 December 2007

		Mission to Georgia		Office in Yerevan		Office in Baku		*Funds Relating to the Conflict Dealt with by the OSCE Minsk Conference		Total Caucasus	
EUR '000											
	Note	2007	2006	2007	2006	2007	2006	2007	2006	2007	2006
Assessed Contributions	2/5	9,217	11,691	2,277	1,599	2,166	1,733	1,606	1,633	15,266	16,656
Miscellaneous Income	2/5	35	16	0	0	1	18	0	1	35	35
Currency Exchange Adjustments	2/4	(23)	(31)	(12)	(4)	(17)	(11)	(5)	(5)	(57)	(50)
Savings on prior year ULO's	9	150	54	3	10	12	11	2	1	168	75
TOTAL INCOME	2/5	9,379	11,729	2,269	1,605	2,161	1,751	1,603	1,630	15,412	16,715
TOTAL EXPENDITURE	2/6	8,925	11,326	2,223	1,554	2,090	1,622	1,561	1,578	14,800	16,080
EXCESS OF INCOME OVER EXPENDITURE		453	403	46	51	71	129	42	52	612	635
Less credits to participating States / Transfers	2/7	(236)	(870)	(26)	(61)	(120)	(75)	(146)	(135)	(528)	(1,142)
Fund Balance 1 January		1,426	1,893	149	160	328	275	386	469	2,289	2,796
Fund Balance at Period End		1,644	1,426	169	149	279	328	282	386	2,373	2,289

* Note - Includes the following Funds: High Level Planning Group, The Minsk Process, and Personal Representative of the CIO

STATEMENT 25: OSCE Field Operations Caucasus, Statement of Assets, Liabilities and Fund Balance
as at 31 December 2007

EUR '000	Note	Mission to Georgia		Office in Yerevan		Office in Baku		* Funds Relating to the Conflict Dealt with by the OSCE Minsk Conference		Total Caucasus	
		2007	2006	2007	2006	2007	2006	2007	2006	2007	2006
Cash and Short-term Deposit Budgetary	2/3	75	377	112	189	329	47	78	63	595	676
Assessed Contributions Receivable	4	510	539	45	46	52	50	115	136	721	771
Accounts Receivable	5	0	0	0	0	0	0	0	0	0	0
Prepaid Expenses and Advances	6	962	1,263	29	53	175	49	0	0	1,167	1,364
Due From Other Funds		1,141	506	137	0	106	246	579	634	1,963	1,386
TOTAL ASSETS		2,689	2,685	324	287	662	392	773	833	4,447	4,197
Accounts Payable	8	367	435	25	10	28	1	0	(7)	419	440
Reserve for unliquidated obligations	9	678	820	130	13	355	63	13	44	1,176	940
Contributions Received in Advance	12	0	0	0	0	0	0	409	409	409	409
Due To Other Funds		0	0	0	115	0	0	69	0	69	115
Other current liabilities		0	4	0	0	0	0	0	0	1	4
TOTAL LIABILITIES		1,045	1,259	155	138	383	64	491	447	2,074	1,908
Fund Balance		1,644	1,426	169	149	279	328	282	386	2,373	2,289
TOTAL FUND BALANCES		1,644	1,426	169	149	279	328	282	386	2,373	2,289
TOTAL LIABILITIES AND FUND BALANCE		2,689	2,685	324	287	662	392	773	833	4,447	4,197

* Note - Includes the following Funds: High Level Planning Group, The Minsk Process, and Personal Representative of the CIO

STATEMENT 26: OSCE Field Operations Caucasus, Statement of Cash Flow

for the year ending 31 December 2007

EUR '000	Mission to Georgia		Office in Yerevan		Office in Baku		* Funds Relating to the Conflict Dealt with by the OSCE Minsk Conference		Total Caucasus	
	2007	2006	2007	2006	2007	2006	2007	2006	2007	2006
NET EXCESS (SHORTFALL) OF INCOME OVER EXPENDITURE	453	403	46	51	71	129	42	52	612	635
(Increase) decrease in assessed contributions receivable	29	248	1	27	(1)	28	21	52	50	355
(Increase) decrease in accounts receivable	0	0	0	0	0	0	0	0	0	0
(Increase) decrease in prepaid expenditure and advances	301	835	23	(9)	(127)	117	0	0	197	943
(Increase) decrease in inter-fund balances receivable	(635)	(263)	(137)	65	140	(97)	54	107	(578)	(189)
Increase (decrease) in reserve for unliquidated obligations	(142)	294	117	(28)	292	(122)	(31)	(23)	236	121
Increase (decrease) in accounts payable	(69)	(340)	14	5	27	(138)	7	(10)	(20)	(483)
Increase (decrease) in other current liabilities	(3)	(5)	0	0	0	0	0	0	(3)	(5)
Increase (decrease) in inter-fund balances payable	0	0	(115)	115	0	0	69	(38)	(46)	77
NET CASH FLOW FROM OPERATING ACTIVITIES	(66)	1,171	(50)	226	402	(83)	161	140	447	1,454
Credits to participating States	(236)	(870)	(26)	(61)	(120)	(75)	(146)	(135)	(528)	(1,142)
NET CASH FLOW FROM FINANCING ACTIVITIES	(236)	(870)	(26)	(61)	(120)	(75)	(146)	(135)	(528)	(1,142)
NET INCREASE (DECREASE) IN CASH	(302)	301	(76)	164	282	(159)	15	5	(81)	312

* Note - Includes the following Funds: High Level Planning Group, The Minsk Process, and Personal Representative of the CIO

STATEMENT 27: OSCE Field Operations Caucasus, Statement of Cash Surplus**
for the year ending 31 December 2007

EUR '000	Mission to Georgia		Office in Yerevan		Office in Baku		* Funds Relating to the Conflict Dealt with by the OSCE Minsk Conference		Total Caucasus	
	2007	2006	2007	2006	2007	2006	2007	2006	2007	2006
EXCESS OF INCOME OVER EXPENDITURE	453	403	46	51	71	129	42	52	612	635
Add Contributions Receivable 1. Jan	539	787	46	73	50	79	136	188	771	1,126
Less Contributions Receivable at Period End	(510)	(539)	(45)	(46)	(52)	(50)	(115)	(136)	(721)	(771)
CASH SURPLUS FOR THE YEAR	483	651	47	77	70	158	62	104	662	990
Cash Surplus 1. Jan	887	1,106	103	87	278	196	250	281	1,518	1,670
Less Credits to participating States / Transfers	(236)	(870)	(26)	(61)	(120)	(75)	(146)	(135)	(528)	(1,142)
Cash Surplus at Period End	1,134	887	124	103	227	278	167	250	1,652	1,518
Add contributions receivable at Period End	510	539	45	46	52	50	115	136	721	771
Fund Balance at Period End	1,644	1,426	169	149	279	328	282	386	2,373	2,289

*see note 2/7

** Note - Includes the following Funds: High Level Planning Group, The Minsk Process, and Personal Representative of the CIO

STATEMENT 28: OSCE Field Operations Central Asia, Statement of Income, Expenditure and Changes in Fund Balance
for the year ending 31 December 2007

EUR '000		Centre in Astana/ 2006 Almaty		Centre in Ashgabad		Centre in Bishkek		Project Co-ordinator in Uzbekistan		Centre in Dushanbe		Total Central Asia	
	Note	2007	2006	2007	2006	2007	2006	2007	2006	2007	2006	2007	2006
Assessed Contributions	2/5	1,967	1,936	1,086	1,212	4,057	3,153	1,386	1,015	3,741	3,937	12,237	11,253
Miscellaneous Income	2/5	0	5	0	1	4	18	4	17	0	2	8	42
Currency Exchange Adjustments	2/4	(5)	(9)	(1)	(2)	(18)	(22)	(17)	(9)	(39)	(98)	(80)	(141)
Savings on prior year ULO's	9	7	18	6	2	48	54	14	13	3	7	77	94
TOTAL INCOME	2/5	1,969	1,950	1,091	1,212	4,091	3,203	1,387	1,036	3,704	3,847	12,242	11,248
TOTAL EXPENDITURE	2/6	1,903	1,841	1,060	1,064	3,968	3,109	1,349	859	3,653	3,527	11,933	10,400
EXCESS OF INCOME OVER EXPENDITURE		66	108	31	148	123	93	38	177	51	321	309	848
Less credits to participating States / Transfers	2/7	(136)	(55)	(265)	(48)	(236)	(124)	(78)	(69)	(8)	(140)	(724)	(437)
Fund Balance 1 January		319	266	470	370	437	469	322	214	548	367	2,096	1,685
Fund Balance at Period End		249	319	235	470	325	437	282	322	592	548	1,682	2,096

STATEMENT 29: OSCE Field Operations Central Asia, Statement of Assets, Liabilities and Fund Balance
as at 31 December 2007

	Note	Centre in Astana/ 2006 Almaty		Centre in Ashgabad		Centre in Bishkek		Project Co-ordinator in Uzbekistan		Centre in Dushanbe		Total Central Asia	
		2007	2006	2007	2006	2007	2006	2007	2006	2007	2006	2007	2006
Cash and Short-term Deposit Budgetary	2/3	84	64	50	98	89	51	46	45	317	311	586	569
Assessed Contributions Receivable	4	45	44	35	36	64	61	45	47	134	142	323	331
Accounts Receivable	5	0	0	0	0	65	68	0	0	0	0	65	68
Prepaid Expenses and Advances	6	35	22	9	0	315	168	170	26	194	16	723	232
Due From Other Funds		175	282	209	398	228	522	257	270	310	160	1,180	1,633
TOTAL ASSETS		339	412	303	532	762	870	518	387	956	630	2,877	2,832
Accounts Payable	8	41	58	28	22	92	147	34	22	54	11	250	260
Reserve for unliquidated obligations	9	49	36	40	40	345	285	196	43	309	70	938	475
Funds held for third parties	11	0	0	0	0	0	0	0	0	0	0	0	0
Due To Other Funds		0	0	0	0	0	0	0	0	0	0	0	0
Other current liabilities		0	0	0	0	0	0	6	0	1	1	8	1
TOTAL LIABILITIES		90	93	68	63	437	432	236	66	364	82	1,196	736
Fund Balance		249	319	235	470	325	437	282	322	592	548	1,682	2,096
TOTAL FUND BALANCE		249	319	235	470	325	437	282	322	592	548	1,682	2,096
TOTAL LIABILITIES AND FUND BALANCE		339	412	303	532	762	870	518	387	956	630	2,877	2,832

STATEMENT 30: OSCE Field Operations Central Asia, Statement of Cash Flow
for the year ending 31 December 2007

	Centre in Astana/ 2006 Almaty		Centre in Ashgabad		Centre in Bishkek		Project Co-ordinator in Uzbekistan		Centre in Dushanbe		Total Central Asia	
	2007	2006	2007	2006	2007	2006	2007	2006	2007	2006	2007	2006
EXCESS (SHORTFALL) OF INCOME OVER EXPENDITURE	66	108	31	148	123	93	38	177	51	321	309	848
(Increase) decrease in assessed contributions receivable	(1)	30	1	20	(2)	47	2	19	8	78	8	194
(Increase) decrease in accounts receivable	0	0	0	0	3	26	0	0	0	0	3	26
(Increase) decrease in prepaid expenditure and advances	(13)	18	(9)	3	(147)	72	(145)	20	(177)	83	(491)	196
(Increase) decrease in inter-fund balances receivable	107	(263)	189	(77)	293	(301)	13	(83)	(150)	(160)	453	(884)
Increase (decrease) in reserve for unliquidated obligations	14	(18)	(1)	0	59	(5)	153	(28)	238	(29)	463	(79)
Increase (decrease) in accounts payable	(17)	52	6	17	(55)	141	12	(24)	44	(70)	(11)	116
Increase (decrease) in other current liabilities	0	0	0	0	0	(4)	6	0	0	1	7	(3)
Increase (decrease) in inter-fund balances payable	0	0	0	0	0	0	0	0	0	(147)	0	(147)
NET CASH FLOW FROM OPERATING ACTIVITIES	156	(72)	217	111	274	68	79	83	14	76	741	267
Credits to participating States	(136)	(55)	(265)	(48)	(236)	(124)	(78)	(69)	(8)	(140)	(724)	(437)
NET CASH FLOW FROM FINANCING ACTIVITIES	(136)	(55)	(265)	(48)	(236)	(124)	(78)	(69)	(8)	(140)	(724)	(437)
NET INCREASE (DECREASE) IN CASH	20	(127)	(48)	63	39	(56)	1	14	6	(63)	17	(170)

STATEMENT 31: OSCE Field Operations Central Asia, Statement of Cash Surplus*
for the year ending 31 December 2007

EUR '000	Centre in Astana/ 2006 Almaty		Centre in Ashgabad		Centre in Bishkek		Project Co-ordinator in Uzbekistan		Centre in Dushanbe		Total Central Asia	
	2007	2006	2007	2006	2007	2006	2007	2006	2007	2006	2007	2006
EXCESS OF INCOME OVER EXPENDITURE	66	108	31	148	123	93	38	177	51	321	309	848
Add Contributions Receivable 1. Jan	44	74	36	56	61	108	47	66	142	220	331	525
Less Contributions Receivable at Period End	(45)	(44)	(35)	(36)	(64)	(61)	(45)	(47)	(134)	(142)	(323)	(331)
CASH SURPLUS FOR THE YEAR	65	138	32	168	121	140	40	197	59	398	317	1,042
Cash Surplus 1. Jan	275	191	434	314	376	360	275	147	406	147	1,765	1,160
Less Credits to participating States / Transfers	(136)	(55)	(265)	(48)	(236)	(124)	(78)	(69)	(8)	(140)	(724)	(437)
Cash Surplus at Period End	204	275	200	434	261	376	237	275	457	406	1,359	1,765
Add contributions receivable at Period End	45	44	35	36	64	61	45	47	134	142	323	331
Fund Balance at Period End	249	319	235	470	325	437	282	322	592	548	1,682	2,096

* See note 2/7

STATEMENT 32: Extra-budgetary Part 1 Statement of Income, Expenditure and Changes in Fund Balance
for the year ending 31 December 2007

		Fund to support OSCE action for peace, democracy and stability in BiH		Fund to foster the integration of recently admitted participating States		Fund for activities relating to Economic and Environmental Aspects of Security		Fund for activities related to the Removal and Destruction of Russian Ammunition and Armaments from Moldova		Fund relating to the Stability Pact for South Eastern Europe	
EUR '000		2007	2006	2007	2006	2007	2006	2007	2006	2007	2006
	Note										
Extrabudgetary Contributions	3	636	624	0	0	2,491	1,312	0	0	0	0
Miscellaneous Income	2/5	0	0	0	0	0	0	0	0	0	0
Currency Exchange Adjustments	2/4	0	0	0	0	0	0	(731)	(832)	0	0
Savings on prior year ULO's	9	0	0	0	0	0	0	0	0	0	0
Other Adjustments	10	(195)	0	(4)	(21)	(366)	30	(7)	(20)	0	(46)
TOTAL INCOME	2/5	442	624	(4)	(21)	2,126	1,342	(738)	(852)	0	(46)
TOTAL EXPENDITURE	2/6	686	923	0	0	2,006	1,019	46	93	0	0
EXCESS OF INCOME OVER EXPENDITURE		(244)	(299)	(4)	(22)	119	323	(784)	(945)	0	(46)
Refund of unspent XB contributions to Donors		0	(70)	0	(9)	(5)	(1)	(94)	(2,108)	0	(8)
Fund Balance 1 January		1,301	1,669	35	66	1,004	682	7,404	10,457	15	69
Fund Balance at Period End		1,056	1,301	31	35	1,118	1,004	6,526	7,404	15	15

STATEMENT 33: Extra-budgetary Part 1 Statement of Assets, Liabilities and Fund Balance
as at 31 December 2007

		Fund to support OSCE action for peace, democracy and stability in BiH		Fund to foster the integration of recently admitted participating States		Fund for activities relating to Economic and Environmental Aspects of Security		Fund for activities related to the Removal and Destruction of Russian Ammunition and Armaments from Moldova		Fund relating to the Stability Pact for South Eastern Europe	
EUR '000											
	Note	2007	2006	2007	2006	2007	2006	2007	2006	2007	2006
Accounts Receivable	5	0	147	0	0	0	0	0	0	0	0
Prepaid Expenses and Advances	6	0	85	0	0	0	0	0	0	0	0
Due From Other Funds		1,057	1,141	31	36	2,454	1,031	6,526	7,404	15	15
TOTAL ASSETS		1,057	1,374	31	36	2,454	1,031	6,526	7,404	15	15
Accounts Payable	8	0	13	0	0	0	0	0	0	0	0
Reserve for unliquidated obligations	9	1	61	0	0	1,336	26	0	0	0	0
Due To Other Funds		0	0	0	0	0	0	0	0	0	0
Other current liabilities		0	0	0	0	0	0	0	0	0	0
TOTAL LIABILITIES		1	74	0	0	1,336	27	0	0	0	0
Fund Balance		1,056	1,301	31	35	1,118	1,004	6,526	7,404	15	15
TOTAL FUND BALANCE		1,056	1,301	31	35	1,118	1,004	6,526	7,404	15	15
TOTAL LIABILITIES AND FUND BALANCE		1,057	1,374	31	36	2,454	1,031	6,526	7,404	15	15

STATEMENT 34: Extra-budgetary Part 1 Statement of Cash Flow
for the year ending 31 December 2007

	Fund to support OSCE action for peace, democracy and stability in BiH		Fund to foster the integration of recently admitted participating States		Fund for activities relating to Economic and Environmental Aspects of Security		Fund for activities related to the Removal and Destruction of Russian Ammunition and Armaments from Moldova		Fund relating to the Stability Pact for South Eastern Europe	
EUR '000	2007	2006	2007	2006	2007	2006	2007	2006	2007	2006
EXCESS (SHORTFALL) OF INCOME OVER										
EXPENDITURE	(244)	(299)	(4)	(22)	119	323	(784)	(945)	0	(46)
(Increase) decrease in accounts receivable	147	0	0	0	0	0	0	0	0	0
(Increase) decrease in prepaid expenditure and advances	85	0	0	0	0	11	0	0	0	0
(Increase) decrease in inter-fund balances receivable	85	357	4	30	(1,423)	(323)	878	3,053	0	54
Increase (decrease) in reserve for unliquidated obligations	(60)	11	0	0	1,309	(10)	0	0	0	0
Increase (decrease) in accounts payable	(13)	0	0	0	0	0	0	0	0	0
Increase (decrease) in inter-fund balances payable	0	0	0	0	0	0	0	0	0	0
NET CASH FLOW FROM OPERATING ACTIVITIES	0	70	0	9	5	1	94	2,108	0	8
Refund of unspent extrabudgetary contribution	0	(70)	0	(9)	(5)	(1)	(94)	(2,108)	0	(8)
NET CASH FLOW FROM FINANCING ACTIVITIES	0	(70)	0	(9)	(5)	(1)	(94)	(2,108)	0	(8)
NET INCREASE (DECREASE) IN CASH	0	0	0	0	0	0	0	0	0	0

STATEMENT 35: Extra-budgetary Part 2 Statement of Income, Expenditure and Changes in Fund Balance
for the year ending 31 December 2007

EUR '000		Fund for activities related to the Reduction of Military Forces and Equipment from Georgia		Bishkek Conference		Other Activities and Special Projects		Total Extra-budgetary Funds	
	Note	2007	2006	2007	2006	2007	2006	2007	2006
Extrabudgetary Contributions	3	75	64	0	0	22,794	19,577	25,997	21,577
Miscellaneous Income	2/5	0	0	0	0	0	0	0	0
Currency Exchange Adjustments	2/4	0	0	0	0	0	0	(731)	(832)
Savings on prior year ULO's	9	0	0	0	0	0	0	0	0
Other Adjustments	10	66	1	0	0	902	507	397	451
TOTAL INCOME	2/5	141	65	0	0	23,696	20,084	25,663	21,196
TOTAL EXPENDITURE	2/6	226	426	0	0	17,310	20,495	20,274	22,956
EXCESS OF INCOME OVER EXPENDITURE		(85)	(360)	0	0	6,386	(411)	5,388	(1,760)
Refund of unspent XB contributions to Donors		0	0	0	0	(984)	(1,012)	(1,084)	(3,207)
Fund Balance 1 January		761	1,121	26	26	17,727	19,150	28,273	33,240
Fund Balance at Period End		675	761	26	26	23,130	17,727	32,577	28,273

STATEMENT 36: Extra-budgetary Part 2 Statement of Assets, Liabilities and Fund Balance
as at 31 December 2007

EUR '000		Fund for activities related to the Reduction of Military Forces and Equipment from Georgia		Bishkek Conference		Other Activities and Special Projects		Total Extra-budgetary Funds	
	Note	2007	2006	2007	2006	2007	2006	2007	2006
Accounts Receivable	5	0	0	0	0	0	2	0	150
Prepaid Expenses and Advances	6	0	0	0	0	0	0	0	85
Due From Other Funds		678	813	26	26	25,169	21,504	35,956	31,969
TOTAL ASSETS		678	813	26	26	25,169	21,506	35,956	32,204
Accounts Payable	8	0	0	0	0	0	219	0	232
Reserve for unliquidated obligations	9	3	52	0	0	1,847	3,560	3,186	3,700
Due To Other Funds		0	0	0	0	0	(218)	0	(218)
Other current liabilities		0	0	0	0	192	218	192	218
TOTAL LIABILITIES		3	52	0	0	2,040	3,779	3,379	3,932
Fund Balance		675	761	26	26	23,130	17,727	32,577	28,273
TOTAL FUND BALANCE		675	761	26	26	23,130	17,727	32,577	28,273
TOTAL LIABILITIES AND FUND BALANCE		678	813	26	26	25,169	21,506	35,956	32,204

STATEMENT 37: Extra-budgetary Part 2 Statement of Cash Flow
for the year ending 31 December 2007

EUR '000	Fund for activities related to the Reduction of Military Forces and Equipment from Georgia		Bishkek Conference		Other Activities and Special Projects		Total Extra-budgetary Funds	
	2007	2006	2007	2006	2007	2006	2007	2006
EXCESS (SHORTFALL) OF INCOME OVER EXPENDITURE	(85)	(360)	0	0	6,386	(411)	5,388	(1,760)
(Increase) decrease in accounts receivable	0	0	0	0	2	0	150	0
(Increase) decrease in prepaid expenditure and advances	0	0	0	0	0	311	85	322
(Increase) decrease in inter-fund balances receivable	135	333	0	0	(3,665)	842	(3,987)	4,346
Increase (decrease) in reserve for unliquidated obligations	(49)	27	0	0	(1,713)	286	(513)	315
Increase (decrease) in accounts payable	0	0	0	0	(219)	(17)	(232)	(17)
Increase (decrease) in other current liabilities	0	0	0	0	(26)	131	(26)	131
Increase (decrease) in inter-fund balances payable	0	0	0	0	218	(131)	218	(131)
NET CASH FLOW FROM OPERATING ACTIVITIES	0	0	0	0	984	1,012	1,084	3,207
Refund of unspent extrabudgetary contribution	0	0	0	0	(984)	(1,012)	(1,084)	(3,207)
NET CASH FLOW FROM FINANCING ACTIVITIES	0	0	0	0	(984)	(1,012)	(1,084)	(3,207)
NET INCREASE (DECREASE) IN CASH	0	0	0	0	0	0	0	0

Chapter IV - Notes to the Financial Statements

Notes to the Financial Statements

Note 1 - Mandate

The OSCE, recognized as a regional arrangement under the United Nations' Charter, is a primary instrument for early warning, conflict prevention, crisis management and post-conflict rehabilitation in its area. Its approach to security is unique in being both comprehensive and co-operative: **comprehensive** is that it deals with three dimensions of security – the politico-military, the economic and environmental and the human. It therefore addresses a wide range of security-related concerns, including arms control, confidence-and security-building measures, human rights, national minorities, democratization, policing strategies, counter-terrorism, anti-trafficking measures and economic and environmental activities. It is **co-operative** in that all 56 States enjoy equal status. Decisions are taken by consensus and are politically but not legally binding.

Note 2 - Significant Accounting Policies

2/1 Basis of presentation

The financial statements of the Organization are presented in thousands of Euro and are prepared in accordance with the Financial Regulations, the United Nations System Accounting Standards, and stated accounting policies.

2/2 Fund Accounting

The OSCE operates a system of fund accounting and the resulting financial statements present the financial results of budgetary Funds approved under PC.DEC/780 corr.1 dated 2 February 2007 and subsequent budget revisions, the Wallnerstrasse Fund and Extra-budgetary Funds.

For purposes of the presentation and approval of the 2007 Unified Budget, Funds were grouped under (i) Funds related to the Secretariat and Institutions and (ii) Funds related to Field Operations, with the latter, in turn, being grouped into regions. This presentation is also followed in this Financial Report and Financial Statements.

The following Funds were operated during the year:

a) Standard Scale of Contributions for 2005-2007 (PC.DEC/704 dated 24 November 2005)

I. FUNDS RELATED TO THE SECRETARIAT AND INSTITUTIONS

- The Secretariat
- Office for Democratic Institutions and Human Rights (ODIHR)
- High Commissioner on National Minorities (HCNM)
- Representative on Freedom of the Media (RFoM)

b) Field Operations Scale of Contributions for 2005-2007 (PC.DEC/704 dated 24 November 2005)

II. FUNDS RELATED TO OSCE FIELD OPERATIONS

South-Eastern Europe

- Mission in Kosovo¹
- Tasks in Bosnia and Herzegovina
- Mission to Croatia²
- Mission to Serbia
- Presence in Albania
- Spillover Monitor Mission to Skopje
- Mission to Montenegro

Eastern Europe

- Mission to Moldova
- Project Co-ordinator in Ukraine
- Office in Minsk
- Representative to the Latvian-Russian JC on Military Pensioners

Caucasus

- Mission to Georgia
- Office in Yerevan
- Office in Baku
- High Level Planning Group
- The Minsk Process
- Personal Representative of the CIO

Central Asia

- Centre in Astana³
- Centre in Ashgabad
- Centre in Bishkek
- Project Co-ordinator in Uzbekistan
- Centre in Dushanbe

Missions and Field Operations whose mandate has expired for one financial year are grouped under "Closed Field Operations Funds".

This includes the following Funds:

- Kosovo, Sandjak and Vojvodina
- Mission to Estonia
- Representative to the Estonian Commission on Military Pensioners
- Expert Mission to Ukraine
- Mission to Latvia
- Representative to the Joint Committee on the Skundra Radar Station
- Sanctions Assistance Missions
- Action Against Terrorism Fund
- Assistance Group to Chechnya

c) Revolving and Contingency Funds

- The Revolving Fund, amounting to EUR 2.71 million was established by the Permanent Council (PC.DEC/133, 27 June 1996) to meet the short-term cash requirements of duly authorised OSCE activities that could result from the period between the billing and payment of assessed contributions.
- The Contingency Fund, amounting to EUR 2.18 million was established by the Permanent Council (PC.DEC/182, 17 July 1997) to allow OSCE to act immediately after the adoption of a Permanent Council decision on a new activity and to cover the corresponding financial requirements prior to the approval of the relevant supplementary budget.

Neither the Revolving Fund nor the Contingency Fund were utilized during the 2007 Financial Year.

The Statement of Cash Flows for the Revolving and Contingency Funds for the year ending 31 December 2007, expressed in thousands of Euro, is as follows:

	Revolving Fund	Contingency Fund
EUR '000		
Balance 1 January 2007	2,710	2,180
Cash Outflow	-	-
Cash Inflow	-	-
Balance 31 December 2007	2,710	2,180

¹ Under PC.DEC/385 of 21 December 2007 the mandate of the OSCE Mission in Kosovo was extended until 31 January 2008. Subsequently the mandate was extended on a monthly basis subject to a silence procedure. Up to the date of transmittal of these Financial Statements to the External Auditor, this silence procedure had not been broken.

² Under PC.DEC/836 of 21 December 2007 the OSCE Mission to Croatia was closed and the OSCE Office in Zagreb was established. However, only the Mission to Croatia is reflected in these 2007 Financial Statements because the Officer in Zagreb is activated only in the 2008 Unified Budget.

³ Under PC.DEC/797 of 21 June 2007 - par.6 point 1 - the OSCE Centre in Almaty has been renamed as OSCE Centre in Astana.

d) Wallnerstrasse Fund

The Secretariat successfully conducted its physical move from Kaerntnerringhof to Wallnerstrasse in December 2007.

The Wallnerstrasse Fund with an initial balance of EUR 3.96 million was established by the Permanent Council (PC.DEC/709, 15 December 2005) for the financing of the OSCE's share of the costs related to the renovation and refurbishment of the designated premises, as well as those related to the required adjustments to this building and security arrangements. In 2007 the OSCE and the Republic of Austria signed a Contribution Agreement covering the modalities of how payments relating to this Fund would be made. Under this agreement a total of EUR 3.36 million was paid to the Austrian Government in three tranches. A final balancing payment of up to EUR 600,000 will be made by the OSCE upon receipt of final confirmation by the Republic of Austria of the overall project costs. This is expected to take place in 2008.

An additional amount of EUR 1.10 million was allocated to the Wallnerstrasse Fund from the 2005 Cash Surplus in 2006 for the financing of the OSCE's costs related to removal expenditures from Kaerntnerringhof to the Wallnerstrasse premises, the reinstatement of the Kaerntnerringhof offices and the costs of new fixtures and fittings at the Wallnerstrasse premises (PC.DEC/774, 21 December 2006). In 2007 expenditure of EUR 0.75 million was made from the Fund in support of these tasks. The balance of EUR 0.35 million will be carried forward into 2008 to cover outstanding issues, primarily costs related to the closedown of the vacated Kaerntnerringhof premises.

f) Extra-budgetary Funds (see Note 3)

2/3 Cash

Cash is managed centrally to ensure the safekeeping of funds and to reduce exchange rate and interest rate exposure (Provisional Financial/Administrative Instruction Five on Income and Cash Management). Cash, bank balances and short-term investments as at 31 December 2007 amounted to EUR 86.1 million. EUR 47.5 million of this amount is in respect of budgetary funds (including Revolving and Contingency Funds) and EUR 38.6 million is in respect of extra-budgetary funds. After the final adjustments were made and the accounts closed, the actual net amount due from the Secretariat to all Extra-budgetary Funds amounted to EUR 36.0 million. A detailed schedule of Bank and Cash Balances is reflected in Appendix I. In accordance with Financial Regulation 5.02, short-term investments were made during the year in the form of time deposits of funds not needed for immediate requirements. The investments made during the year and the respective interest rates are reflected in Appendix II.

2/4 Transactions involving Foreign Currencies

Transactions in foreign currencies are recorded in Euro at the UN Monthly Operational Rates of Exchange in effect on the date of the transactions. At the end of the financial year assets and liabilities are valued at the rates applicable as at 31 December. Gains and losses arising from transactions and translation are recorded as currency exchange adjustments and amounted to a net loss of EUR 887 thousand in 2007. This was mainly due to the depreciation of the US Dollar against the Euro. The major part of the unrealised loss in the amount of EUR 731 thousand is recorded against the Fund for Activities related to the Removal and Destruction of Russian Ammunition and Armaments from Moldova. In compliance with Provisional Financial/Administrative Instruction Five on Income and Cash Management, large exchange rate gains or losses incurred under extra-budgetary programmes/projects have been credited or charged to the respective extra-budgetary

programmes/projects.

2/5 Budget and Income

Income from assessed contributions from participating States is recorded on an accrual basis. Accrued income for the financial year ending 31 December 2007 amounted to EUR 163.6 million, which is equal to the OSCE 2007 Year-end Unified Budget Revision (PC.DEC/844, 13 March 2008). Total miscellaneous income, which is mainly bank interest, amounted to EUR 4.8 million in 2007.

2/6 Expenditure

Expenditure is accounted for on an accrual and modified accrual basis. The cost of services is recorded on an accrual basis as expenditure of the current financial year, based on physical delivery. The cost of supplies and equipment is recorded on a modified accrual basis as expenditure in the current financial year based on the existence of a legally enforceable contract. Budgetary expenditure amounted to EUR 160.7 million, extra-budgetary expenditure amounted to EUR 20.3 million and expenditure on the Wallnerstrasse Fund amounted to EUR 4.1 million for a total of EUR 185.1 million.

2/7 Cash Surplus or Deficit

At the end of each financial year, the cash surplus or deficit for the Funds financed through assessed contributions is determined by calculating the excess of income received over expenditure or the excess of expenditure over income received, as the case may be. The cash surplus of all Funds financed through assessed contributions is credited against contributions of the participating States in accordance with the scale(s) of distribution for the year to which the surplus relates, during the year following the year in which the accounts are accepted by the Permanent Council. The allocation to a participating State of its share of the cash surplus is deferred in cases where the State is in arrears for the year to which the surplus relates and until such time as these arrears are paid in full (Financial Regulation 7.07). The accumulated undistributed cash surplus, which amounted to EUR 356 thousand as at 31 December 2007, is presented as an unallocated surplus in the Statement of Assets, Liabilities and Fund balances.

The formula used to calculate the cash surplus / deficit, as in previous years, is as follows:

EUR '000	Statement 4 - Total UB
Assessed Contributions	163,588
+ Miscellaneous Income	4,785
+/- Foreign Exchange gain / (loss)	(156)
+ Savings on prior year Unliquidated Obligations	902
= Total Income	169,118
= Total Expenditure	(160,682)
	Statement 7 - Total UB
= Excess of Income over Expenditure	8,436
+ Assessed Contributions receivable on 1 January 2007	6,602
- Assessed Contributions receivable on 31 December 2007	(6,417)
= Cash Surplus for the year 2007	8,621
+ Cash Surplus 1 January 2007	17,845
- Distribution of cash surplus	(3,967)
= Cash Surplus as at 31 December 2007	22,499
+ Assessed Contributions receivable on 31 December 2007	6,417
= Fund Balance as at 31 December 2007	28,915

Therefore the declared cash surplus for 2007 amounts to EUR 8,621 thousand. This is comprised of the excess of income over expenditure of EUR 8,436 thousand plus the decrease of Assessed Contributions Receivable of EUR 185 thousand.

2/8 Fund Balance

The total Fund Balance at 31 December 2007 contains five elements: the cash surplus payable to participating States in 2007 and 2008, the reserve for assessed contributions receivable, the Wallnerstrasse Fund and balances relating to Extra-budgetary projects funded by donors, as detailed in the following table.

EUR Million	
2006 Cash surplus payable 2008	13.9
2007 Cash surplus payable 2009	8.6
Reserve for Assessed Contributions receivable	6.4
Wallnerstrasse Fund	0.9
Total Extra-budgetary Fund Balance	32.6
Total Fund Balance	62.4

2/9 Contributions In-Kind

Contributions in-kind in the form of salaries for seconded staff, rental of premises and equipment are not recorded in the accounts of the Organization. For 2007 the estimated value of in kind contributions is approximately EUR 57.9 million (EUR 61 million in 2006).

2/10 Presentation

The figures in the accounts are presented rounded to the nearest Euro thousand. This may result in totals that are different by EUR 1-2,000.

Note 3 - Extra-budgetary Contributions

Income from Extra-budgetary contributions is recorded on a cash basis. Extra-budgetary contributions pledged in 2007 amounted to EUR 29.4 million, of which EUR 18.6 million was received in 2007 and EUR 10.8 million was outstanding as at 31 December 2007. Extra-budgetary contributions received in 2007 in respect of pledges made in previous years amounted to EUR 7.4 million. Total extra-budgetary contributions received in 2007 amounted to EUR 26.0 million (see Note 10 "Other Adjustments").

Extra-budgetary Funds established by the Permanent Council are as follows:

- The Fund to foster the integration of recently admitted participating States (PC.DEC/23, 2 March 1995);
- The Fund to support OSCE Action for Peace, Democracy and Stability in Bosnia and Herzegovina (PC.DEC/101, 11 January 1996);
- The Fund for Activities Related to Economic Aspects of Security (PC.DEC/150, 19 December 1996);
- The Fund relating to the Stability Pact for South Eastern Europe (PC.DEC/306, 1 July 1999);
- The Fund for Activities Related to the Removal and Destruction of Russian Ammunition and Armaments from Moldova (PC.DEC/329, 9 December 1999);
- The Fund for Activities related to the reduction of Military Forces and equipment from Georgia (293rd Reinforced Meeting of the Permanent Council on Georgia, 17 July 2000);
- The Bishkek International Conference on Enhancing Security and Stability in Central Asia: Strengthening Comprehensive Efforts to Counter Terrorism (PC.DEC/440, 11 October 2001).
- The Partnership Fund (PC.DEC/812, 30 November 2007)⁴.

Extra-budgetary contributions that do not fall under Funds established by the Permanent Council are classified, under "Other Activities and Special Projects".

Expenditure of Extra-budgetary resources amounted to EUR 20.3 million for the year ended 31 December 2007 (EUR 23.0 million in 2006).

Note 4 - Assessed Contributions

4/1 Assessed Contributions Receivable

Assessed Contributions Receivable as at 31 December 2007 amounted to a total of EUR 6.4 million (EUR 6.6 million in 2006). An aged schedule of Assessed Contributions Receivable as at 31 December 2007 is reflected in Appendix III.

4/2 Uncollected Assessed Contributions

If a participating State has not paid all its assessed contributions and dues for special financing for the preceding financial year by 1 April of the current financial year, the Secretary General requests that participating State to pay its arrears within 60 days. If payment is not made in full during that period, the Secretary General requests an explanation of the reasons for non-payment from the participating State concerned. The Secretary General informs the Advisory Committee on Management and Finance of the steps taken as well as other initiatives undertaken and consults the Chairman-in-Office. If the amount of arrears of a participating State equals or exceeds the amount of the contributions due for the preceding two full years the Chairman-in-Office refers the issue to the Permanent Council. The Permanent Council shall take concrete measures to ensure early payment by the participating State concerned (Ref. Financial Regulation 4.09).

Assessed contributions receivable from participating States whose arrears equalled or exceeded the amount of contributions due for the preceding two full years amounted to EUR 6.4 million as at 31 December 2007 (EUR 6.6 million in 2006), detailed as follows:

EUR '000				
Participating State	2005 and prior	2006	2007	Balance
Armenia	489	47	47	583
Georgia	486	47	47	580
Kyrgyzstan	917	47	47	1,010
Moldova	629	47	47	723
Tajikistan	414	47	47	508
Turkmenistan	458	47	47	552
Uzbekistan	2,012	222	227	2,461
Total	5,405	501	511	6,417

In 2007 these participating States paid a combined total of approximately EUR 676 thousand towards prior years' outstanding contributions as follows:

EUR '000	
Participating State	Amount paid in 2007
Armenia	130
Georgia	233
Kyrgyzstan	46
Moldova	50
Tajikistan	22
Turkmenistan	195
Total	676

Payments of assessed contributions by participating States are credited to that State's assessments in the order in which those assessments are made (Financial Regulation 4.06).

Note 5 - Accounts Receivable

Accounts receivable amounted to EUR 2.8 million as at 31 December 2007 (EUR 2.5 million in 2006). This amount is comprised primarily of VAT reimbursements receivable, amounts receivable from participating States and rent reimbursable from the Austrian government.

⁴ Under PC.DEC/812 of 30 November 2007 The Partnership Fund was established to foster deeper relation with the Mediterranean and Asian Partners for Co-operation. Since there were no transactions for this Fund in 2007, no accounts for The Partnership Fund are included in these Financial Statements.

Note 6 - Prepaid Expenditure and Advances

Prepaid Expenditure and Advances amounted to EUR 6.7 million as at 31 December 2007 (EUR 5.3 million in 2006). This amount is comprised primarily of advances to suppliers and implementing partners and advances to staff for travel.

Note 7 - Material Assets

The policies and procedures for the management of material assets are set out in the Provisional Financial/Administrative Instruction Seven on Asset Management for Goods and Services.

Definition

Material assets are defined as:

- Tangible assets with a minimum cost of EUR 1,000 and a useful life of minimum of two (2) years *or*
- Attractive assets with a cost below EUR 1,000, but which bear a special importance due to their nature or area of use, such as mobile phones, GPS units and handheld radios.

Accounting Policy

The cost of a material asset comprises its purchase price, non-refundable import duties and purchase taxes, initial delivery and handling costs, installation fees, and any direct costs of bringing the material asset to working condition for its intended use.

The purchase cost of material assets is charged to expenditure on purchase and therefore, is not reflected as an asset on the balance sheet. The OSCE maintains separate material asset records, including the historical acquisition cost, accumulated depreciation and net book value. Income from the disposal of surplus assets is normally recorded as miscellaneous income and simultaneously the historical acquisition cost and depreciation are removed from the material asset records. Data from this module is used as the basis of this disclosure note to the financial statements.

The historical acquisition cost of material assets as at 31 December 2007 is EUR 56.8 million, the accumulated depreciation is EUR 45.5 million and the net book value is EUR 11.3 million. The movement in material assets during the year is summarised in the following table.

EUR '000	Total	Total
Historical acquisition cost	2007	2006
Balance at 1 January	60,329	64,192
Additions	7,305	7,247
Disposals	(10,873)	(11,112)
Cost Adjustments	0.1	2
Balance at 31 December	56,763	60,329
Accumulated depreciation		
Balance at 1 January	(48,450)	(51,044)
Depreciation charge for year	(5,826)	(6,123)
Disposals	8,812	8,718
Balance at 31 December	(45,464)	(48,450)
Net book value as at 31 December	11,299	11,880

This includes the Historical Acquisition Cost of ExB assets as at 31 December 2007 amounting to EUR 611 thousand. The Net Book Value of Extra-budgetary assets as at 31 December 2007 amounted to EUR 408 thousand.

The following table shows the distribution of material assets by Fund.

	Historical Acquisition Cost	Net Book Value as at 31 Dec.2007	Percentage based on Net book Value
EUR '000			
I. Funds Related to the Secretariat and Institutions			
The Secretariat	5,267	1,174	10.4%
ODIHR	1,472	309	2.7%
HCNM	125	30	0.3%
RFoM	65	14	0.1%
II. Funds Related to the OSCE Field Operations			
<u>South-Eastern Europe</u>			
Mission in Kosovo	20,882	2,911	25.8%
Task in Bosnia and Herzegovina	6,714	1,371	12.1%
Mission to Croatia	1,321	147	1.3%
Mission to Serbia	2,123	410	3.6%
Presence in Albania	1,609	440	3.9%
Spillover Monitor Mission in Skopje	4,924	877	7.8%
Mission to Montenegro	521	96	0.9%
<u>Eastern Europe</u>			
Mission to Moldova	655	199	1.8%
Project Co-ordinator in Ukraine	326	152	1.3%
Office in Minsk	181	23	0.2%
<u>Caucasus</u>			
Mission to Georgia	6,163	1,601	14.2%
Office in Yerevan	671	281	2.5%
Office in Baku	325	169	1.5%
Funds Relating to the Conflict Dealt with by the Minsk Conference	367	138	1.2%
<u>Central Asia</u>			
Centre in Almaty	417	165	1.5%
Centre in Ashgabad	282	89	0.8%
Centre in Bishkek	868	318	2.8%
Project Co-ordinator in Uzbekistan	308	99	0.9%
Centre in Dushanbe	1,177	284	2.5%
Total	56,763	11,299	100.0%

Useful life is the period of time over which an asset is expected to provide service potential to the Organization. Depreciation is calculated using the straight-line method so as to depreciate the initial cost over the estimated useful life. The categories of material assets and the range of useful life for each are as per the following table.

Category of Material Asset	Useful Life - Range of Years	Historical Acquisition Cost EUR'000	%
Information Technology (incl. communications)	2 to 7	21,399	37.7%
Vehicles and Safety Equipment	3 to 10	17,872	31.5%
Office Equipment	3 to 8	2,841	5.0%
Power Generation	5	2,280	4.0%
Security Equipment	3 to 8	2,027	3.6%
Building & Construction	3 to 7	1,725	3.0%
Conditioning Systems	2 to 10	1,610	2.8%
Printing, Audio & Visual Equipment	3 to 8	1,531	2.7%
Electrical Systems	3 to 10	1,340	2.4%
Furniture & Furnishings	5 to 10	921	1.6%
Domestic Appliances	2 to 7	823	1.4%
Materials Handling & Storage	2 to 10	619	1.1%
Industrial Processing Machinery	4 to 7	175	0.3%
Tools and General	3 to 5	77	0.1%
Other Equipment	3 to 8	1,523	2.7%
Total		56,763	100.0%

The historical acquisition cost of material assets retired in 2007 is EUR 10,873 thousand. The net book value of material assets retired in 2007 is EUR 2,061 thousand.

Taking into account proceeds from sale and insurance claims the net loss on material assets retired in 2007 is EUR 1,453 thousand as shown in the following tables.

Gain/Loss on Material Assets retired in 2007

EUR '000	Total
Historical Acquisition Cost of Retired Assets	10,873
Net Book Value of Retired Assets	(2, 061)
Deduct Proceeds of Sale (including reimbursed amount from employees, less removal costs)	462
Deduct Proceeds received from the Insurance company	146
(Gain) /Loss	1,453

The loss on retirement of material assets of EUR 1,453 thousand includes the net book value of extra-budgetary assets donated to projects of EUR 1,091 thousand. Proceeds received from the profit sharing scheme with the insurance company amounted to EUR 219 thousand in 2007.

Note 8 - Accounts Payable

Accounts Payable amounted to EUR 5.5 million as at 31 December 2007 (EUR 4.4 million in 2006). This amount is comprised of goods and services for which invoices were received but not paid, as well as amounts owing to staff.

Note 9 - Unliquidated Obligations

Unliquidated obligations charged to expenditure as at 31 December 2007 amounted to EUR 12.8 million (EUR 12.5 million in 2006). Savings on prior year unliquidated obligations at 31 December 2007 amounted to 0.9 million.

Savings on prior year Unliquidated Obligations

Fund Name	Expenditure (Savings)/	
	2006 Reserve for ULOs	in 2007 against 2006 Reserve on 2006 ULOs expenditure
EUR '000		
I. Funds Related to the Secretariat and Institutions		
The Secretariat	1,661	1,500 (160)
ODIHR	398	339 (34)
HCNM	3	1 (2)
RFoM	42	25 (17)
II. Funds Related to the OSCE Field Operations		
<u>South-Eastern Europe</u>		
Mission in Kosovo	2,364	2,185 (180)
Tasks in Bosnia and Herzegovina	850	833 (17)
Mission to Croatia	106	102 (3)
Mission in Serbia	309	273 (36)
Presence in Albania	382	354 (28)
Spillover Monitor Mission to Skopje	908	771 (137)
Mission to Montenegro	29	19 (10)
<u>Eastern Europe</u>		
Mission to Moldova	145	141 (4)
Project Coordinator in Ukraine	94	83 (11)
Office in Minsk	76	59 (18)
Representative to the Estonian Comm. on Military Pensioners	1	1 0
Repr. to the Latvian-Russian JC on Military Pensioners	0	0 0
<u>Caucasus</u>		
Mission to Georgia	820	670 (150)
Office in Yerevan	13	9 (3)
Office in Baku	63	51 (12)
High Level Planning Group	2	0 (2)
The Minsk Process	42	42 0
Personal Repr. of the CiO	0	0 0
<u>Central Asia</u>		
Centre in Astana	36	29 (7)
Centre in Ashgabad	40	34 (6)
Centre in Bishkek	285	238 (48)
Project Co-ordinator in Uzbekistan	43	30 (14)
Centre in Dushanbe	70	68 (3)
Tot. Extra-budgetary Funds	3,700	3,700 -
Grand Total	12,483	11,581 (902)

Note 10 - Other Adjustments

Other adjustments, which are mainly the reclassification from funds held for third parties to extra-budgetary contributions, amounted to a credit of EUR 397 thousand in 2007 (EUR 451 thousand in 2006).

Note 11 - Funds Held for Third Parties

Funds held for third parties amounted to EUR 6.1 million as at 31 December 2007 (EUR 4.8 million in 2006). This amount consists primarily of funds received from participating States in advance of paying salaries to seconded staff on their behalf.

Note 12 - Contributions Received in Advance

Assessed contributions received in advance amounted to EUR 9.4 million as at 31 December 2007 (EUR 14.7 million in 2006). This is mainly due to (a) the distribution of the 2005 cash surplus of EUR 4.0 million, which was credited to the participating States in accordance with the Financial Regulations and (b) the OSCE 2007 Year-end Unified Budget Revision which amounted to a reduction of EUR 4.6 million.

Note 13 - Cash and Other Losses

Cash and other losses for the year ended 31 December 2007 amounted to a total of EUR 2,492.

Cash and Other Losses for 2007

Fund	Description	EUR
ODIHR	Uncollectible Receivable	626
Mission in Kosovo	Uncollectible Receivable	4
Mission to Serbia	Uncollectible Receivable	605
Mission to Georgia	Uncollectible Receivable	912
Centre in Dushanbe	Uncollectible Receivable	345
Total Cash and Other Losses		2,492

Loss and Theft Report for 2007 - Material Assets (Net Book Value)

The net book value of lost and stolen material assets in 2007 amounted to EUR 21,189.

EUR	Loss	Theft	Grand Total
The Secretariat	386	1,170	1,555
ODIHR	111	0	111
Mission to Kosovo	313	0	313
Tasks in Bosnia and Herzegovina	3	0	4
Mission to Serbia	258	294	552
Presence in Albania	261	178	439
Spillover Monitor Mission to Skopje	278	830	1,108
Mission to Moldova	42	0	42
Project Co-ordinator in Ukraine	32	130	162
Mission to Georgia	0	301	301
Office in Yerevan	260	1,124	1,384
Office in Baku	19	0	19
Office in Bishkek	396	0	396
Project Co-ordinator in Uzbekistan	87	78	165
Centre in Dushanbe	14,638	0	14,638
Total Net Book Value	17,084	4,104	21,189

The loss of assets from the Centre in Dushanbe of EUR 14.6 thousand includes approximately EUR 11 thousand of extra-budgetary assets donated to projects.

Note 14 - Contingent Liabilities

A contingent liability is noted as at 31 December 2007 for the OSCE Mission in Kosovo to cover eventual potential liabilities in the amount of EUR 6.0 million.

Note 15 - Ex-Gratia Payments

During 2007 ex-gratia payments totalling EUR 5,500 were approved by the Secretary General.

Note 16 - Contractual Obligations and Separation Benefits

The total contractual obligations under the Unified Budget extending beyond 31 December 2007 amount to approximately EUR 10.7 million and the contractual obligations payable if notice was given on 31 December 2007 amount to approximately EUR 1.7 million.

Separation payments under the Unified Budget that would have been due to staff if they had separated on 31 December 2007 amount to approximately EUR 26.9 million. This figure is made up of termination indemnity, accrued annual leave, notice period, repatriation grant, travel and removal costs.

Note 17 - Post Balance Sheet Event

The Budget and Assessed Contributions in respect of 2007 were adjusted (reduced) by EUR 4.6 million to EUR 163.6 million as a result of PC.DEC/844, dated 13 March 2008, on the OSCE 2007 Year-end Unified Budget Revision.

Note 18 - Provident Fund

The Provident Fund is a defined contribution plan. The employer contributions of 15% and employee contributions of 7.5% of salary plus post adjustment (if applicable) are fixed. Employees may make additional voluntary contributions of up to 15%. The amounts collected are paid into a number of funds, held with Generali Worldwide Insurance Company Limited, Guernsey, Channel Islands (Generali Guernsey), on behalf of the employee. The assets are held by Generali Guernsey in the beneficial ownership of the employee. The Secretary General's responsibility is to establish arrangements to provide a Provident Fund facility to employees and to monitor these arrangements. The balance of funds held for the benefit of OSCE Staff by the Provident Fund as at 31 December 2007 was EUR 54.3 million.

The Provident Fund is administered by Generali Guernsey in accordance with the contract. The OSCE obtains the Financial Statements of Generali Guernsey on an annual basis to review

the financial position of the company. The latest available financial statements were in respect of the year ended 31 December 2006 and were audited by PricewaterhouseCoopers CI LLP, Chartered Accountants, who gave an unqualified opinion on the financial statements.

The Provident Fund Summary Statement for the year ending 31 December 2007 is at Annex 1.

Provident Fund Summary Statement
for the year ending 31 December 2007

	DEPOSIT ADMINISTRATION FUNDS				INTERNATIONAL EQUITY FUNDS				EUROPEAN EQUITY FUND		
	Units '000	EUR '000	Units '000	USD '000	Units '000	EUR '000	Units '000	USD '000	Units '000	EUR '000	TOTAL EUR'000
Opening Balance 1 Jan 2007	34,855	38,567	8,907	9,711	48	1,401	41	1,588	21	268	
Contributions/Premium Allocation	9,943	11,274	1,557	1,732	4	133	5	207	18	237	
Unit Adjustments	11	13	0	0	-	-	-	-	-	-	
Surrenders	(4,220)	(4,728)	(2,324)	(2,575)	(6)	(183)	(9)	(380)	(2)	(30)	
Withdrawals	(1,016)	(1,139)	(65)	(72)	(2)	(49)	(2)	(83)	(2)	(20)	
Switch Out	(43)	(48)	(1)	(1)	-	-	-	-	(1)	(10)	
Switch In	9	10	-	-	-	-	-	1	4	48	
Fees (Administration Fee and Establishment Charge)	-	-	-	-	-	-	-	-	-	-	
Total movements during year	4,684	5,382	(833)	(916)	(3)	(99)	(6)	(255)	17	225	
Guaranteed Interest on Opening Balance		1,157		364	-	-	-	-	-	-	
Guaranteed Interest on units accumulated during year		42		(26)	-	-	-	-	-	-	
Deposit Administration Units (additional interest)	189	215	70	80	-	-	-	-	-	-	
Closing Balance 31 December 2007	39,728		8,144		45		35		38		
Market Value as at 31 December 2007		45,363		9,212		1,299		1,481		504	
Exchange Rate				1.4749				1.4749			
Closing Balance 31 December 2007 in EUR '000		45,363		6,246		1,299		1,004		504	54,417

Appendix I - Bank and Cash Balances as at 31 December 2007

Financial Institution	Currency	Interest rate	EUR '000 Balance
Bank Austria, Vienna - Current Account	EUR	1.80%	(19)
Bank Austria, Vienna - Revolving and Contingency Funds	EUR	3.15%	0
Bank Austria, Vienna - Current Account	USD	0.88%	161
International Moscow Bank, Moscow - Current Account	USD	0.00%	4
Bank Austria, Vienna - Fixed Deposit	EUR	See Appendix II	8,550
Anglo Irish Bank, Vienna - Fixed Deposit	EUR	See Appendix II	14,000
Intesa Sanpaolo - Fixed Deposit	EUR	See Appendix II	15,000
Anglo Irish Bank, Vienna - Revolving and Contingency Funds Fixed Deposit	EUR	4.57%	4,890
Bank Austria, Vienna - Overnight Account	EUR	3.25%	25
Ceskoslovenska Obchodni Banka, Prague	EUR	0.30%	2
Ceskoslovenska Obchodni Banka, Prague	CZK	0.01%	56
Sub Total: Secretariat Budgetary Bank Accounts			42,690
Bank Austria, Vienna - Current Account	EUR	1.80%	250
Bank Austria, Vienna - Fixed Deposit	EUR	See Appendix II	11,600
Anglo Irish Bank, Vienna - Fixed Deposit	EUR	See Appendix II	7,500
Intesa Sanpaolo - Fixed Deposit	EUR	See Appendix II	15,000
Bank Austria, Vienna - Current Account	USD	0.88%	0
Bank Austria, Vienna - Fixed Deposit	USD	See Appendix II	271
SEB - Fixed Deposit	USD	See Appendix II	4,000
Sub Total: Extra Budgetary Bank Accounts			38,772
Total : Secretariat Bank Accounts			81,463
Raiffeisen Bank, Warsaw - ODIHR	EUR	0.10%	721
Raiffeisen Bank, Warsaw - ODIHR	USD	0.10%	108
Raiffeisen Bank, Warsaw - ODIHR	PLN	0.10%	95
ING Bank, The Hague - HCNM	EUR	2.79%	199
Total: Institutions Bank Accounts			1,123
Raiffeisen Bank Sh.a., Tirana	EUR	0.50%	28
Raiffeisen Bank Sh.a., Tirana	USD	0.30%	0
Raiffeisen Bank Sh.a., Tirana	ALL	1.50%	41
Raiffeisen Bank dd Bosna i Hercegovina, Sarajevo	EUR	0.00%	213
Raiffeisen Bank dd Bosna i Hercegovina, Sarajevo	BAM	0.00%	40
HVB Splitska banka d.d., Split	EUR	0.00%	0
HVB Splitska banka d.d., Split	HRK	0.00%	0
Zagrebacka banka d.d., Zagreb	EUR	0.24%	376
Zagrebacka banka d.d., Zagreb	USD	0.28%	0
Zagrebacka banka d.d., Zagreb	HRK	0.50%	284
Raiffeisen Bank Kosovo J.S.C., Pristina	EUR	2.00%	211
ProCredit Bank Kosovo, Pristina	EUR	1.00%	167
Komercijalna Banka A.D. Beograd, Belgrade	EUR	2.00%	167
Komercijalna Banka A.D. Beograd, Belgrade	RSD	0.00%	98
Komercijalna Banka A.D. Budva, Podgorica	EUR	0.00%	45
ProCredit Bank, Skopje	EUR	0.00%	101
ProCredit Bank, Skopje	MKD	0.00%	47
Sub Total: South-Eastern Europe Bank Accounts			1,819
Priorbank JSC, Minsk	EUR	0.00%	20
Priorbank JSC, Minsk	USD	0.00%	20
Priorbank JSC, Minsk	BYR	0.00%	2
Closed joint-stock company OTP Bank, Kiev-Mykhailivsky	EUR	0.50%	82
Closed joint-stock company OTP Bank, Kiev-Mykhailivsky	USD	0.50%	41
Closed joint-stock company OTP Bank, Kiev-Mykhailivsky	UAH	1.00%	120
Universalbank S.A., Moldova	EUR	0.00%	2
Universalbank S.A., Moldova	USD	0.00%	0
Universalbank S.A., Moldova	MDL	0.00%	2
Sub Total: Eastern Europe Bank Accounts			289
Bank of Georgia J.S.C., Tbilisi	EUR	2.00%	0
Bank of Georgia J.S.C., Tbilisi	USD	2.00%	35
Bank of Georgia J.S.C., Tbilisi	GEL	3.00%	2
The International Bank of Azerbaijan, Baku	EUR	0.00%	243
The International Bank of Azerbaijan, Baku	USD	0.00%	7
The International Bank of Azerbaijan, Baku	AZN	0.00%	62
HSBC Bank Armenia cjsc, Yerevan	EUR	0.00%	93
HSBC Bank Armenia cjsc, Yerevan	USD	0.00%	1
HSBC Bank Armenia cjsc, Yerevan	AMD	0.00%	6
Sub Total: South Caucasus Bank Accounts			451

Appendix I - Bank and Cash Balances as at 31 December 2007 (continued)

Financial Institution	Currency	Interest rate	EUR '000 Balance
ABN - AMRO Bank Kazakhstan, Almaty	EUR	0.00%	42
ABN - AMRO Bank Kazakhstan, Almaty	USD	0.00%	0
ABN - AMRO Bank Kazakhstan, Almaty	KZT	0.00%	1
ABN - AMRO Bank Kazakhstan, Astana	EUR	0.00%	6
ABN - AMRO Bank Kazakhstan, Astana	USD	0.00%	6
ABN - AMRO Bank Kazakhstan, Astana	KZT	0.00%	14
Turkmen - Turkish Joint-Stock Commercial Bank, Ashgabat	EUR	0.00%	38
Turkmen - Turkish Joint-Stock Commercial Bank, Ashgabat	USD	0.00%	8
Turkmen - Turkish Joint-Stock Commercial Bank, Ashgabat	TMM	0.00%	0
Demir Kyrgyz International Bank CJSC, Bishkek	EUR	0.00%	40
Demir Kyrgyz International Bank CJSC, Bishkek	USD	0.00%	3
Demir Kyrgyz International Bank CJSC, Bishkek	KGS	0.00%	7
Demir Kyrgyz International Bank CJSC, Osh	EUR	0.00%	20
Demir Kyrgyz International Bank CJSC, Osh	USD	0.00%	4
Demir Kyrgyz International Bank CJSC, Osh	KGS	0.00%	2
National Bank of Foreign Econ.Act., Tashkent	EUR	0.00%	24
National Bank of Foreign Econ.Act., Tashkent	USD	0.00%	1
National Bank of Foreign Econ.Act., Tashkent	UZS	0.00%	9
TojikSodirotBonk, Dushanbe	EUR	0.00%	163
TojikSodirotBonk, Dushanbe	USD	0.00%	95
TojikSodirotBonk, Dushanbe	TJS	0.00%	19
Sub Total: Central Asia Bank Accounts			502
Total: Field Operations Bank Accounts			3,062
Total Bank Accounts			85,476
Total Cash			606
Grand Total			86,082

Appendix II - Short-term Investments and Interest Rates for 2007 (EUR)

From	To	Amount EUR '000	Interest Rate % p.A.
02-Nov-06	02-Jan-07	17,390	3.47
06-Nov-06	08-Jan-07	7,000	3.49
07-Nov-06	08-Jan-07	6,000	3.49
13-Nov-06	15-Jan-07	6,500	3.51
20-Nov-06	22-Jan-07	12,500	3.52
27-Nov-06	29-Jan-07	1,000	3.56
05-Dec-06	05-Feb-07	700	3.58
18-Dec-06	02-Jan-07	3,000	3.64
20-Dec-06	03-Jan-07	7,000	3.64
27-Dec-06	03-Jan-07	6,000	3.73
28-Dec-06	04-Jan-07	1,400	3.70
29-Dec-06	05-Jan-07	6,850	3.67
02-Jan-07	05-Mar-07	20,590	3.71
03-Jan-07	05-Mar-07	13,000	3.70
04-Jan-07	11-Jan-07	2,000	3.59
05-Jan-07	05-Feb-07	3,000	3.60
05-Jan-07	05-Jul-07	3,000	3.84
08-Jan-07	08-Feb-07	10,000	3.66
09-Jan-07	30-Jan-07	1,500	3.65
11-Jan-07	25-Jan-07	2,000	3.56
15-Jan-07	15-Feb-07	5,000	3.58
16-Jan-07	16-Jul-07	2,000	3.85
18-Jan-07	18-Apr-07	2,500	3.72
22-Jan-07	29-Jan-07	2,500	3.56
22-Jan-07	23-Jul-07	6,000	3.87
23-Jan-07	23-Feb-07	2,000	3.59
23-Jan-07	23-Apr-07	4,500	3.73
23-Jan-07	23-Jul-07	2,000	3.88
24-Jan-07	25-Jul-07	2,000	3.95
25-Jan-07	25-Jul-07	1,000	3.88
29-Jan-07	30-Apr-07	3,000	3.75
29-Jan-07	30-Jul-07	3,500	3.89
31-Jan-07	02-May-07	1,500	3.83
01-Feb-07	22-Feb-07	2,200	3.65
06-Feb-07	06-Aug-07	1,000	3.89
07-Feb-07	21-Feb-07	2,000	3.61
07-Feb-07	28-Feb-07	2,500	3.63
07-Feb-07	07-May-07	3,000	3.75
08-Feb-07	09-Mar-07	2,000	3.65
08-Feb-07	10-Apr-07	2,000	3.77
08-Feb-07	08-Aug-07	3,000	3.90
09-Feb-07	09-May-07	2,000	3.78
13-Feb-07	13-Apr-07	1,500	3.79
15-Feb-07	01-Mar-07	2,000	3.64
21-Feb-07	28-Feb-07	2,000	3.56
21-Feb-07	12-Mar-07	1,500	3.64
21-Feb-07	14-Mar-07	3,000	3.65
21-Feb-07	21-Mar-07	2,000	3.72
22-Feb-07	01-Mar-07	1,500	3.56
28-Feb-07	19-Mar-07	1,500	3.64
28-Feb-07	26-Mar-07	1,500	3.65
28-Feb-07	28-Mar-07	1,500	3.75
02-Mar-07	16-Mar-07	1,000	3.64
05-Mar-07	26-Mar-07	2,000	3.75
05-Mar-07	02-Apr-07	3,000	3.82
05-Mar-07	05-Apr-07	20,000	3.82
05-Mar-07	07-May-07	4,890	3.88
05-Mar-07	05-Jun-07	2,500	3.83
07-Mar-07	10-Apr-07	1,000	3.77
08-Mar-07	22-Mar-07	1,000	3.77
12-Mar-07	12-Jun-07	1,500	3.93
14-Mar-07	14-May-07	2,500	3.91
21-Mar-07	21-May-07	1,500	3.92
22-Mar-07	24-Sep-07	1,200	3.99
23-Mar-07	25-Jun-07	2,000	3.95
27-Mar-07	27-Jun-07	1,000	3.95
28-Mar-07	28-Sep-07	3,000	4.08
30-Mar-07	01-Oct-07	3,500	4.01
02-Apr-07	02-Jul-07	2,000	3.97
02-Apr-07	02-Oct-07	3,000	4.02
03-Apr-07	03-May-07	2,500	3.90
03-Apr-07	03-Oct-07	3,000	4.11
04-Apr-07	25-Apr-07	2,000	3.91
05-Apr-07	07-May-07	1,300	3.82
05-Apr-07	07-May-07	1,700	3.83
05-Apr-07	09-Jul-07	10,000	3.99
05-Apr-07	05-Oct-07	10,000	4.12
06-Apr-07	13-Apr-07	3,300	3.81
12-Apr-07	26-Apr-07	1,000	3.88
13-Apr-07	14-May-07	5,000	3.81
13-Apr-07	21-May-07	2,000	3.91
13-Apr-07	24-May-07	3,000	3.91

Appendix II - Short-term Investments and Interest Rates for 2007 (continued)

From	To	Amount EUR '000	Interest Rate % p.A.
20-Apr-07	20-Jun-07	2,000	3.88
23-Apr-07	22-Oct-07	2,000	4.16
22-Oct-07	23-Oct-07	1,500	4.16
27-Apr-07	27-Jul-07	1,000	4.06
30-Apr-07	30-Oct-07	8,000	4.09
02-May-07	02-Aug-07	2,000	4.07
03-May-07	03-Aug-07	2,500	4.08
07-May-07	29-May-07	1,500	3.82
07-May-07	07-Aug-07	3,200	4.01
07-May-07	07-Aug-07	4,890	4.09
10-May-07	18-May-07	2,500	3.81
14-May-07	14-Jun-07	5,000	3.83
18-May-07	18-Jun-07	1,800	3.88
21-May-07	21-Jun-07	1,500	3.91
08-Jun-07	18-Jun-07	5,000	4.04
08-Jun-07	29-Jun-07	2,000	4.06
08-Jun-07	09-Jul-07	3,000	4.07
08-Jun-07	08-Aug-07	4,000	4.09
11-Jun-07	25-Jun-07	1,000	4.06
14-Jun-07	17-Sep-07	6,500	4.09
15-Jun-07	18-Jul-07	1,000	4.06
18-Jun-07	20-Aug-07	2,000	4.08
18-Jun-07	19-Sep-07	3,000	4.10
26-Jun-07	10-Jul-07	2,000	4.06
29-Jun-07	29-Aug-07	2,000	4.13
03-Jul-07	03-Sep-07	1,500	4.08
05-Jul-07	12-Jul-07	1,000	4.03
09-Jul-07	09-Oct-07	8,000	4.19
09-Jul-07	09-Oct-07	2,000	4.15
10-Jul-07	10-Sep-07	2,000	4.08
11-Jul-07	11-Oct-07	1,000	4.14
16-Jul-07	16-Oct-07	6,000	4.17
17-Jul-07	17-Oct-07	1,000	4.21
18-Jul-07	18-Sep-07	1,000	4.08
19-Jul-07	19-Oct-07	1,000	4.17
23-Jul-07	30-Oct-07	4,000	4.18
24-Jul-07	14-Aug-07	4,000	4.06
24-Jul-07	24-Oct-07	3,000	4.22
24-Jul-07	24-Oct-07	5,000	4.18
25-Jul-07	25-Sep-07	3,000	4.11
27-Jul-07	27-Aug-07	1,000	4.10
30-Jul-07	02-Nov-07	2,000	4.21
31-Jul-07	31-Oct-07	1,000	4.20
02-Aug-07	02-Nov-07	2,000	4.26
03-Aug-07	27-Aug-07	1,000	4.08
07-Aug-07	22-Aug-07	2,700	4.08
07-Aug-07	07-Nov-07	4,890	4.31
08-Aug-07	05-Sep-07	2,000	4.10
08-Aug-07	08-Nov-07	2,000	4.31
10-Aug-07	12-Nov-07	1,000	4.43
14-Aug-07	14-Nov-07	2,000	4.50
16-Aug-07	19-Nov-07	2,000	4.58
20-Aug-07	27-Aug-07	1,000	4.10
22-Aug-07	26-Nov-07	1,000	4.63
29-Aug-07	06-Sep-07	2,000	4.07
30-Aug-07	13-Sep-07	1,000	4.18
06-Sep-07	13-Sep-07	1,500	4.24
10-Sep-07	10-Dec-07	1,000	4.71
13-Sep-07	13-Dec-07	1,500	4.68
17-Sep-07	18-Dec-07	2,500	4.68
18-Sep-07	19-Nov-07	1,000	4.53
18-Sep-07	19-Dec-07	2,500	4.68
19-Sep-07	21-Nov-07	1,000	4.51
25-Sep-07	27-Dec-07	1,000	4.66
27-Sep-07	26-Nov-07	2,000	4.54
27-Sep-07	27-Nov-07	9,000	4.54
27-Sep-07	28-Nov-07	3,000	4.54
27-Sep-07	27-Dec-07	3,000	4.79
28-Sep-07	29-Oct-07	3,000	4.31
01-Oct-07	03-Dec-07	3,500	4.53
02-Oct-07	05-Nov-07	3,000	4.28
05-Oct-07	05-Nov-07	2,000	4.34
05-Oct-07	05-Dec-07	3,000	4.54
05-Oct-07	06-Dec-07	3,000	4.54
09-Oct-07	09-Nov-07	2,000	4.15
09-Oct-07	12-Nov-07	2,000	4.23
09-Oct-07	10-Dec-07	1,000	4.48
09-Oct-07	10-Dec-07	3,000	4.53
09-Oct-07	12-Dec-07	3,000	4.53

Appendix II - Short-term Investments and Interest Rates for 2007 (EUR)

From	To	Amount EUR '000	Interest Rate % p.A.
24-Oct-07	24-Jan-08	3,000	4.51
25-Oct-07	25-Jan-08	1,000	4.61
29-Oct-07	28-Jan-08	3,000	4.52
30-Oct-07	30-Jan-08	12,000	4.52
01-Nov-07	02-Nov-07	2,000	4.01
02-Nov-07	04-Feb-08	3,500	4.60
05-Nov-07	07-Jan-08	2,000	4.49
07-Nov-07	07-Feb-08	4,890	4.57
08-Nov-07	15-Nov-07	1,500	4.05
09-Nov-07	11-Feb-08	1,500	4.50
12-Nov-07	14-Jan-08	3,000	4.51
14-Nov-07	14-Jan-08	1,500	4.50
27-Nov-07	04-Dec-07	1,800	4.10
27-Nov-07	28-Jan-08	2,000	4.70
27-Nov-07	27-Feb-08	5,000	4.74
29-Nov-07	06-Dec-07	2,000	4.04
03-Dec-07	17-Dec-07	3,500	4.05
05-Dec-07	19-Dec-07	3,000	4.08
06-Dec-07	07-Jan-08	3,000	4.80
10-Dec-07	10-Mar-08	2,500	4.92
12-Dec-07	12-Mar-08	3,000	4.89
14-Dec-07	14-Mar-08	1,000	4.89
17-Dec-07	02-Jan-08	2,000	4.88
17-Dec-07	07-Jan-08	2,000	4.88
17-Dec-07	09-Jan-08	2,000	4.88
17-Dec-07	06-Feb-08	2,000	4.88
17-Dec-07	17-Mar-08	600	4.90
19-Dec-07	19-Mar-08	3,000	4.77
20-Dec-07	20-Mar-08	1,000	4.72
27-Dec-07	27-Mar-08	1,000	4.72
27-Dec-07	27-Mar-08	3,000	4.78
31-Dec-07	31-Mar-08	550	4.64

Appendix II - Short-term Investments and Interest Rates for 2007 (USD)

From	To	Extra Budgetary USD '000	Interest Rate % p.A.
24-Nov-06	24-Jan-07	800	5.23
30-Nov-06	30-Jan-07	5,000	5.23
14-Dec-06	04-Jan-07	200	5.21
14-Dec-06	14-Feb-07	700	5.21
21-Dec-06	04-Jan-07	300	5.24
04-Jan-07	11-Jan-07	500	5.19
11-Jan-07	18-Jan-07	500	5.18
18-Jan-07	16-Feb-07	300	5.19
24-Jan-07	24-Jul-07	800	5.25
30-Jan-07	28-Feb-07	4,500	5.18
14-Feb-07	21-Feb-07	700	5.19
16-Feb-07	23-Feb-07	500	5.18
21-Feb-07	28-Feb-07	500	5.12
23-Feb-07	02-Mar-07	600	5.18
28-Feb-07	07-Mar-07	5,000	5.19
02-Mar-07	09-Mar-07	600	5.14
07-Mar-07	14-Mar-07	4,500	5.12
09-Mar-07	10-Apr-07	600	5.12
14-Mar-07	21-Mar-07	4,500	5.18
20-Mar-07	27-Mar-07	800	5.18
21-Mar-07	23-Apr-07	4,200	5.19
27-Mar-07	03-Apr-07	1,000	5.12
03-Apr-07	03-May-07	1,000	5.19
10-Apr-07	17-Apr-07	400	5.16
11-Apr-07	18-Apr-07	600	5.17
17-Apr-07	24-Apr-07	400	5.19
18-Apr-07	18-Oct-07	400	5.24
23-Apr-07	25-Jun-07	4,400	5.27
24-Apr-07	03-May-07	400	5.20
03-May-07	05-Nov-07	1,500	5.28
25-Jun-07	25-Sep-07	4,400	5.29
25-Jul-07	01-Aug-07	600	5.20
01-Aug-07	08-Aug-07	600	5.24
08-Aug-07	16-Aug-07	1,000	5.21
16-Aug-07	16-Oct-07	800	5.44
11-Sep-07	02-Oct-07	400	5.48
25-Sep-07	26-Dec-07	4,400	5.02
16-Oct-07	06-Nov-07	850	4.94
18-Oct-07	18-Jan-07	400	5.07
05-Nov-07	05-Feb-08	1,500	4.75
06-Nov-07	20-Nov-07	650	4.53
20-Nov-07	27-Nov-07	650	4.64
27-Nov-07	04-Dec-07	500	4.69
04-Dec-07	11-Dec-07	500	4.77
11-Dec-07	18-Dec-07	400	4.49
26-Dec-07	26-Mar-08	4,400	4.80

Appendix III - Assessed Contributions Receivable as at 31 December 2007

EUR '000

2005

Participating State	and prior	2006	2007	Balance
Albania	0	0	0	0
Andorra	0	0	0	0
Armenia	489	47	47	583
Austria	0	0	0	0
Azerbaijan	0	0	0	0
Belarus	0	0	0	0
Belgium	0	0	0	0
Bosnia-Herzegovina	0	0	0	0
Bulgaria	0	0	0	0
Canada	0	0	0	0
Croatia	0	0	0	0
Cyprus	0	0	0	0
Czech Republic	0	0	0	0
Denmark	0	0	0	0
Estonia	0	0	0	0
the Former Yugoslav Republic of Macedonia	0	0	0	0
Finland	0	0	0	0
France	0	0	0	0
Georgia	486	47	47	580
Germany	0	0	0	0
Greece	0	0	0	0
Holy See	0	0	0	0
Hungary	0	0	0	0