



Financial Report and Financial Statements for the year ended 31 December **2005**
and the Audit Opinion

CONTENTS

Letter of Transmittal to the Chairman of the Permanent Council of the OSCE from the Secretary General

Audit Opinion

I - OSCE FINANCIAL REPORT AND FINANCIAL STATEMENTS

Letter of Transmittal to the Auditor General from the Secretary General

Chapter I - OSCE Financial Report for the year ended 31 December 20051

1. Introduction	1
2. Unified Budget	1
2.1 Income – Assessed Contributions	1
2.2 In-Kind Contributions	2
2.3 Budget, Expenditure	2
2.4 Staffing	4
3. Extra-budgetary Contributions	4
4. Cash Management	5
5. Management Issues	5
5.1 General Context	5
5.2 IRMA and Management Reforms	5
5.3 Common Regulatory Management System	6
Annex A: OSCE Staffing Overview - Budgeted and Actual Staff Positions	7
Annex B: OSCE Common Regulatory Management System	8

Chapter II - Budget and Expenditure Report10

Chapter III - Financial Statements20

STATEMENT 1: OSCE Consolidated Statement of Income, Expenditure and Changes in Fund Balance	21
STATEMENT 2: OSCE Consolidated Statement of Assets, Liabilities and Fund Balance	21
STATEMENT 3: OSCE Consolidated Statement of Cash Flow	22
STATEMENT 4: Summary of all OSCE Statement of Income, Expenditure and Changes in Fund Balance	23
STATEMENT 5: Summary of all OSCE Statement of Assets, Liabilities and Fund Balance	24
STATEMENT 6: Summary of all OSCE Statement of Cash Flow	25
STATEMENT 7: Summary of all OSCE Statement of Cash Surplus	26
STATEMENT 8: OSCE Secretariat and Institutions, Statement of Income, Expenditure and Changes in Fund Balance	27
STATEMENT 9: OSCE Secretariat and Institutions, Statement of Assets, Liabilities and Fund Balance	28
STATEMENT 10: OSCE Secretariat and Institutions, Statement of Cash Flow	29
STATEMENT 11: OSCE Secretariat and Institutions, Statement of Cash Surplus	30
STATEMENT 12: Summary by Region OSCE Field Operations, Statement of Income, Expenditure and Changes in Fund Balance	31
STATEMENT 13: Summary by Region OSCE Field Operations, Statement of Assets, Liabilities and Fund Balance	32
STATEMENT 14: Summary by Region OSCE Field Operations, Statement of Cash Flow	33
STATEMENT 15: Summary by Region OSCE Field Operations, Statement of Cash Surplus	34
STATEMENT 16: OSCE Field Operations South Eastern Europe, Statement of Income, Expenditure and Changes in Fund Balance	35
STATEMENT 17: OSCE Field Operations South-Eastern Europe, Statement of Assets, Liabilities and Fund Balance	36
STATEMENT 18: OSCE Field Operations South-Eastern Europe, Statement of Cash Flow	37
STATEMENT 19: OSCE Field Operations South-Eastern Europe, Statement of Cash Surplus	38

STATEMENT 20: OSCE Field Operations Eastern Europe, Statement of Income, Expenditure and Changes in Fund Balance	39
STATEMENT 21: OSCE Field Operations Eastern Europe, Statement of Assets, Liabilities and Fund Balance	40
STATEMENT 22: OSCE Field Operations Eastern Europe, Statement of Cash Flow	41
STATEMENT 23: OSCE Field Operations Eastern Europe, Statement of Cash Surplus	42
STATEMENT 24: OSCE Field Operations Caucasus, Statement of Income, Expenditure and Changes in Fund Balance	43
STATEMENT 25: OSCE Field Operations Caucasus, Statement of Assets, Liabilities and Fund Balance	44
STATEMENT 26: OSCE Field Operations Caucasus, Statement of Cash Flow	45
STATEMENT 27: OSCE Field Operations Caucasus, Statement of Cash Surplus	46
STATEMENT 28: OSCE Field Operations Central Asia, Statement of Income, Expenditure and Changes in Fund Balance	47
STATEMENT 29: OSCE Field Operations Central Asia, Statement of Assets, Liabilities and Fund Balance	48
STATEMENT 30: OSCE Field Operations Central Asia, Statement of Cash Flow	49
STATEMENT 31: OSCE Field Operations Central Asia, Statement of Cash Surplus	50
STATEMENT 32: Extra-budgetary Part 1, Statement of Income, Expenditure and Changes in Fund Balance	51
STATEMENT 33: Extra-budgetary Part 1, Statement of Assets, Liabilities and Fund Balance	52
STATEMENT 34: Extra-budgetary Part 1, Statement of Cash Flow	53
STATEMENT 35: Extra-budgetary Part 2, Statement of Income, Expenditure and Changes in Fund Balance	54
STATEMENT 36: Extra-budgetary Part 2, Statement of Assets, Liabilities and Fund Balance	55
STATEMENT 37: Extra-budgetary Part 2, Statement of Cash Flow	56

Chapter IV - Notes to the Financial Statements57

Note 1 - Objectives	58
Note 2 - Significant Accounting Policies	58
Note 3 - Extra-budgetary Contributions	60
Note 4 - Assessed Contributions	60
Note 5 - Accounts Receivable	60
Note 6 - Prepaid Expenditure and Advances	61
Note 7 - Material Assets	61
Note 8 - Accounts Payable	62
Note 9 - Unliquidated Obligations	62
Note 10 - Other Adjustments	62
Note 11 - Funds Held for Third Parties	62
Note 12 - Contributions Received in Advance	62
Note 13 - Cash and Other Losses	62
Note 14 - Contingent Liabilities	63
Note 15 - Ex-Gratia Payments	63
Note 16 - Contractual Obligations and Separation Benefits	63
Note 17 - Post Balance Sheet Event	63
Note 18 - Provident Fund	63
Annex I - Provident Fund Summary Statement	64

Appendix I - Bank and Cash Balances as at 31 December 200565

Appendix II - Short-term Investments and Interest Rates for 200567

Appendix III - Assessed Contributions Receivable as at 31 December 200570

Letter of Transmittal to the Chairman of the Permanent Council of the OSCE from the Officer-in-Charge of the Secretariat



Organization for Security and Co-operation in Europe

The Secretariat

16 June 2006

Sir,

Pursuant to Financial Regulation 7.04 and the PC Decision 553 dated 27 June 2003, I have the honour to submit the Financial Report and Financial Statements of the Organization for Security and Co-operation in Europe for the year ended 31 December 2005 and the Audit Report of the External Auditor thereon for your consideration and approval.

Yours sincerely,

A handwritten signature in dark ink, appearing to read 'M. Perrin de Brichambaut'. The signature is fluid and cursive, with a long horizontal stroke at the end.

Marc Perrin de Brichambaut
Secretary General

I - OSCE Financial Report
for the
year ended 31 December 2005

Letter of Transmittal to the Auditor General from the Secretary General



Organization for Security and Co-operation in Europe

The Secretariat

27 March 2006

Sir,

Pursuant to Financial Regulation 7.04, I have the honour to submit the Financial Report and Financial Statements of the Organization for Security and Co-operation in Europe for the year ended 31 December 2005.

Accept, Sir, the assurance of my highest consideration.

Yours sincerely,

A handwritten signature in black ink, appearing to read 'M. Perrin de Brichambaut'.

Marc Perrin de Brichambaut
Secretary General

Sir John Bourn
Comptroller & Auditor General
National Audit Office
Buckingham Palace Road
Victoria
London
SW1W 9SP

AUDIT OPINION

To the Permanent Council of the Organization for Security and Co-operation in Europe

I have audited the accompanying financial statements, comprising the Budget and Expenditure Report on pages 11 to 19 and Financial Statements 1 to 37, and the supporting notes including Annex 1 and Appendices I to III of the Organization for Security and Co-operation in Europe for the financial period ended 31 December 2005.

Relative responsibilities

These financial statements are the responsibility of the Secretary General. My responsibility is to express an opinion on these financial statements based on my audit.

Basis of opinion

I conducted my audit in accordance with the Auditing Standards of the International Organisation of Supreme Audit Institutions, INTOSAI, and in compliance with International Standards on Auditing. Those standards require that I plan and perform the audit to obtain reasonable assurance about whether the financial statements are free of material misstatement. An audit includes examining, on a test basis, and as considered by the auditor to be necessary in the circumstances, evidence supporting the amounts and disclosures in the financial statements. An audit also includes assessing the accounting principles used and significant estimates made by the Secretary General, as well as evaluating the overall financial statement presentation. I believe that my audit provides a reasonable basis for the audit opinion.

Opinion

In my opinion, these financial statements present fairly, in all material respects, the financial position as at 31 December 2005 and the results of operations and cash flows for the period then ended in accordance with the accounting policies set out in the notes to the financial statements, which were applied on a basis consistent with that of the preceding financial period, unless otherwise disclosed.

Further, in my opinion, the transactions of the Organization for Security and Co-operation in Europe which I have tested as part of my audit have, in all significant respects been in accordance with the Financial Regulations and legislative authority.

In accordance with Regulation 8 of the Financial Regulations, I have also issued a long-form Report on my audit of the financial statements.

(Original Signed)

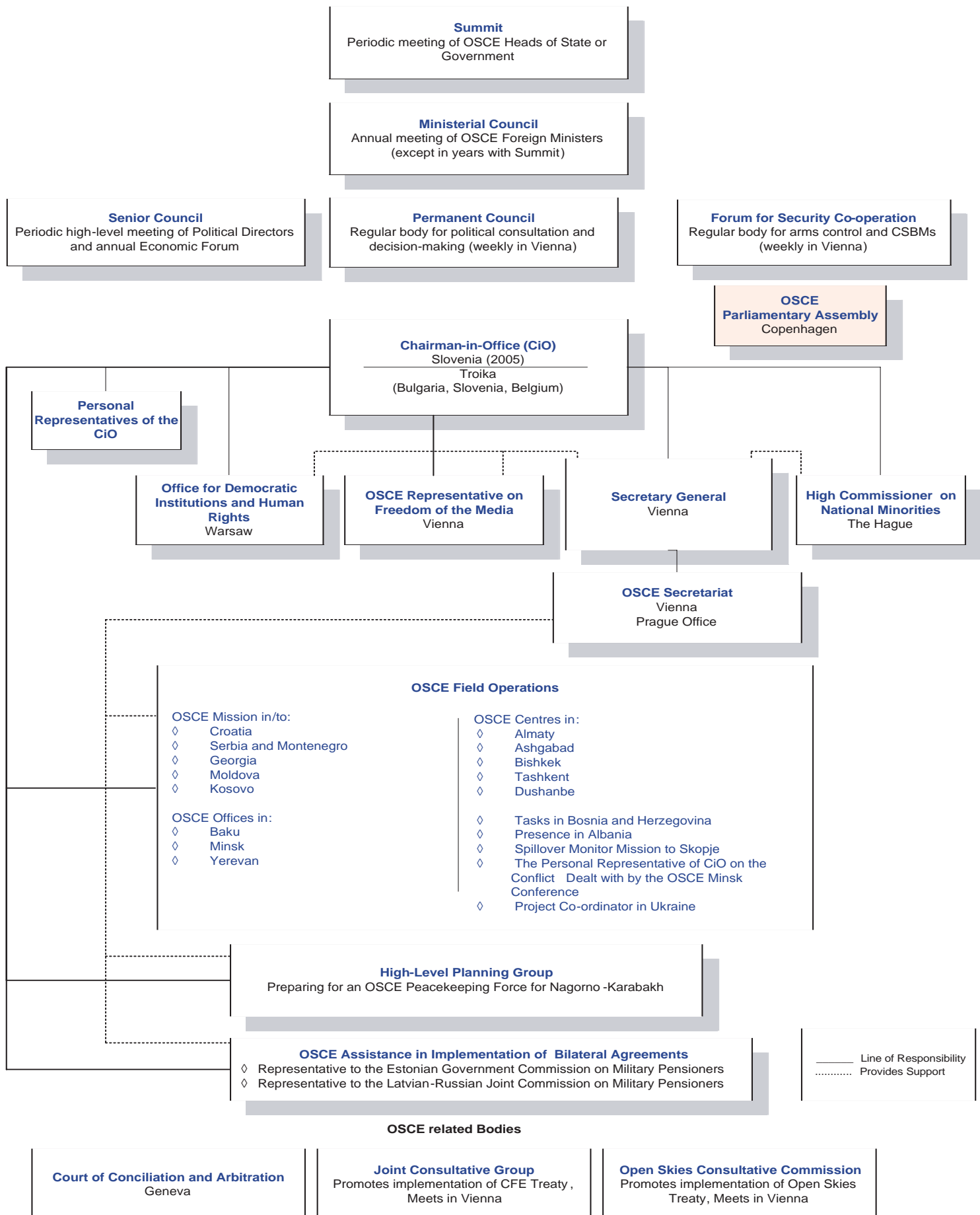
Sir John Bourn
Comptroller and Auditor General
United Kingdom
External Auditor

National Audit Office
London, 16 June 2006

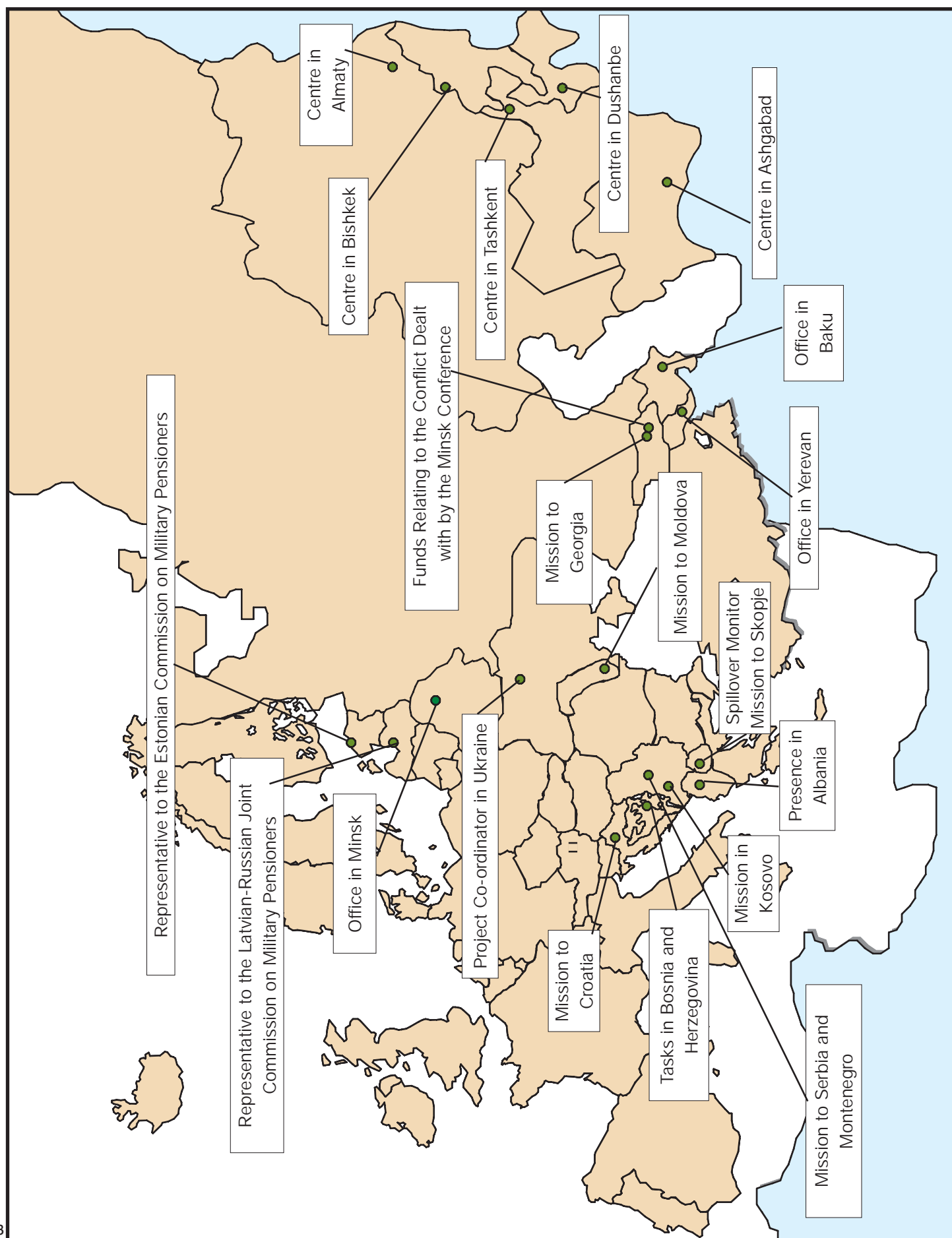
<p>The maintenance and integrity of the Organization for Security and Cooperation in Europe's website is the responsibility of the Secretary General; the work carried out by the auditors does not involve consideration of these matters and accordingly the auditors accept no responsibility for any changes that may have occurred to the financial statements since they were initially presented on the website.</p>

OSCE Structures and Institutions

as at 31 December 2005



OSCE Field Operations as at 31 December 2005



Financial Report

for the year ended 31 December 2005

1. Introduction

The Secretary General of the Organization for Security and Co-operation in Europe (OSCE) submits herewith the Financial Report and the Financial Statements of the Organization for the year ended 31 December 2005.

The Financial Report provides the financial results for the OSCE's activities during the financial year 2005.

On 12 May 2005 the 2005 OSCE Unified Budget was approved (PC.DEC/672) together with a Provisional Financing Arrangement for Implementation of 2005 Unified Budget (PC.DEC/671). On 24 November 2005 the Scales of Contributions for 2005-2007 were approved under PC.DEC/704.

The OSCE operates a system of fund accounting and the resulting financial statements present the financial results of the Secretariat, Institutions and Field Operations, the IRMA Fund, the Wallnerstrasse Fund and Extra-budgetary Funds. This Financial Report provides an overview and analysis of the financial aspects of each of these.

Total Income for the OSCE's Consolidated Statement of Income, Expenditure and Changes in Fund Balance includes assessed contributions, extra-budgetary contributions, miscellaneous income, currency exchange adjustments, savings on prior year Unliquidated Obligations (ULO's) and other adjustments. Total income for 2005 amounted to EUR 190.9 million (2004: EUR 198.0 million).

Total expenditure for 2005 including Unified Budget, IRMA, Wallnerstrasse and Extra-budgetary Funds amounted to EUR 180.1 million (2004: EUR 191.2 million).

The Action Plan for the Implementation of the Recommendations of the Report of the External Auditors on the Financial Statements for the year ended 31 December 2004 was circulated (PC.ACMF/82/05) to all Delegations of participating States on 31 October 2005.

Summary of the OSCE's Results for the Financial Year 2005

EUR million	UNIFIED BUDGET	IRMA	EXTRA- BUDGETARY
INCOME			
Assessed Contributions	159.4		
Extra-budgetary Contributions			27.3
Other income and adjustments	3.8		0.5
TOTAL INCOME	163.2	-	27.8
EXPENDITURE			
	155.2	0.081	24.8
BUDGET			
2005 UB Revision	159.4		
Budget utilisation rate	97%		
CASH SURPLUS 2005	5.1		
	<i>Number of positions</i>		
STAFFING – POSITIONS APPROVED			
Professional staff positions	1,509		
General service staff positions	2,372		
Total staff positions	3,881		

2. Unified Budget

2.1 Income - Assessed Contributions

The OSCE's source of income for the Unified Budget is assessed contributions from participating States. The level of assessed contributions received is a direct function of the billing schedule defined for the OSCE in its Financial Regulations.

OSCE income from assessed contributions against the 2005 Unified Budget totalled EUR 159.4 million, of which EUR 43.1 million is under the Standard Scale of Contributions for 2005-2007 and EUR 116.3 million is under the Field Operations Scales of Contributions for 2005-2007 (PC.DEC/704 dated 24 November 2005). Other income on the Unified Budget, which includes miscellaneous income, currency exchange adjustments and savings on prior year unliquidated obligations amounted to EUR 3.8 million.

The OSCE has an excellent payment record of assessed contributions by participating States, when compared to other International Organizations. The OSCE received 97 percent of assessed contributions for 2005 by 31 December 2005 (2004: 99 per cent).

2.2 In-Kind Contributions

A unique feature of the OSCE is the significant amount of in-kind contributions provided, in the form of seconded staff and premises. It is estimated that these in-kind contributions can be valued at approximately EUR 68 million for 2005 or over one quarter of total resources put at the disposal of the OSCE. This includes an estimated EUR 65 million for seconded staff salaries and EUR 3 million for buildings provided by host countries. In particular, generous contributions are acknowledged from the Austrian government for office rent and conference facilities (EUR 2.3 million), the Polish government for ODIHR (EUR 0.4 million) and the Netherlands government for HCNM (EUR 0.2 million). These governments have provided further substantial contributions in-kind in the form of tax concessions, security and parking areas.

Additionally the Austrian Government has agreed to provide new premises for the Secretariat. This project will see the renovation of Vienna's historic Palais Palffy in Wallnerstrasse at an estimated total cost of EUR 30.55 million. Of this, EUR 26.59 million will be funded by the Austrian Government, with the balance being contributed by the OSCE participating States. On 15 December 2005 the establishment of the Wallnerstrasse Fund was approved under PC.DEC/709 to facilitate the management of the OSCE's contribution of EUR 3.96 million under a multi-year Fund. The Project is currently scheduled for completion in the final quarter of 2007.

2.3 Budget, Expenditure

Budget

The 2005 Unified Budget was approved under PC.DEC/672 on 12 May 2005, in the amount of EUR 168.6 million. Revised budgets approved under subsequent Permanent Council Decisions amounted to a net decrease of EUR 9.2 million, for a Year-end Revised Budget of EUR 159.4 million (PC.DEC/715 of 19 January 2006).

The format and structure of the 2005 Unified Budget presented individual Programmes, together with their objectives and outputs and the financial and human resources required for the achievement of these under each Unified Budget Fund. For purposes of the presentation and approval of the 2005 Unified Budget, Funds were grouped under (i) Funds related to the Secretariat and Institutions and (ii) Funds related to

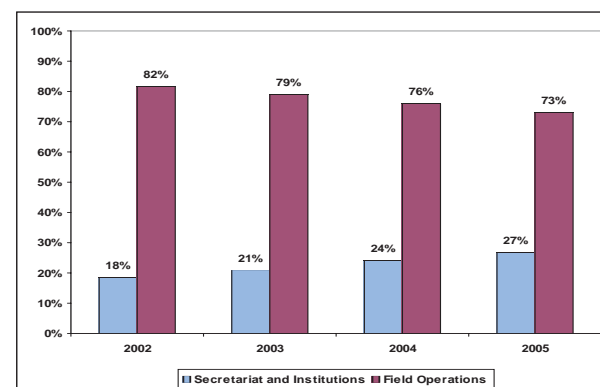
Field Operations, with the latter, in turn, being grouped into regions. This presentation is also followed in this Financial Report and Financial Statements.

2005 Budget Revision (PC.DEC/715)

EUR '000	2005	%
I. Funds Related to The Secretariat and Institutions		
The Secretariat	27,319	17.1%
Office for Democratic Institutions and Human Rights	11,964	7.5%
High Commissioner on National Minorities	2,698	1.7%
Representative on Freedom of the Media	1,096	0.7%
II. Funds Related to OSCE Field Operations (by Region)		
South-Eastern Europe	84,993	53.3%
Eastern Europe	4,108	2.6%
Caucasus	17,030	10.7%
Central Asia	10,194	6.4%
Total Unified Budget	159,401	100%

From the operational perspective, the OSCE remains a field-oriented Organization, with the share of the budget allocated to field operations representing almost three-quarters of the 2005 Unified Budget. The shift towards increasing the share of resources to the Secretariat and Institutions since 2002, however, is evident from the following chart. This is primarily due to a reduction in the need for resources to support the OSCE's activities in South-Eastern Europe, and the reflection of the increasing programmatic role and responsibilities allocated by participating States to the Secretariat and Institutions.

Distribution of Unified Budget 2002-2005



The geographical distribution of resources allocated to OSCE's Field Operations has remained relatively stable, with a slight increase in the share of resources allocated to Central Asia and a decrease in the share of resources allocated to the Caucasus.

Geographical Distribution of Unified Budget: Funds Related to Field Operations

EUR million	2005		2004	
Funds Related to OSCE Field Operations (by Region)				
South-Eastern Europe	85.0	73.1%	95.7	73.3%
Eastern Europe	4.1	3.5%	3.2	2.5%
Caucasus	17.0	14.6%	22.8	17.4%
Central Asia	10.2	8.8%	8.8	6.8%
Total Funds Related to OSCE Field Operations	116.3	100.0%	130.5	100.0%

The following table lists the PC Decisions affecting the Unified Budget in the course of 2005.

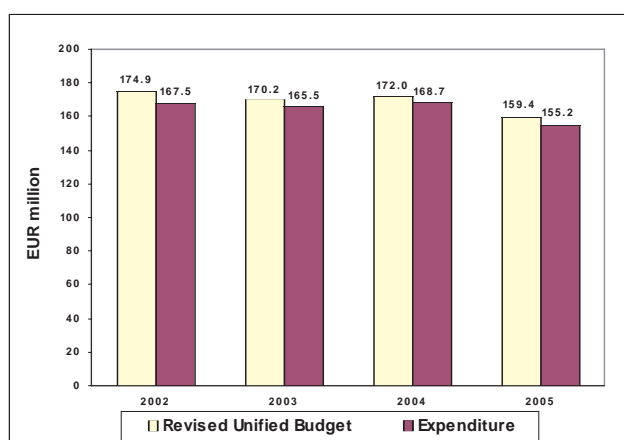
2005 Unified Budget and Revisions

PC Decision	Budget Revisions (EUR)	Unified Budget (EUR million)
12 / 05 / 2005 PC.DEC / 672 Initial Approved Budget		168.6
03 / 11 / 2005 OSCE 2005 Unified Budget PC.DEC / 691 Revision	0	
19 / 01 / 2006 OSCE 2005 Unified Budget PC.DEC / 715 Revision	(9,183,800)	
Total Budget Revisions	(9,183,800)	(9.2)
Year-End Revised Budget		159.4

Expenditure

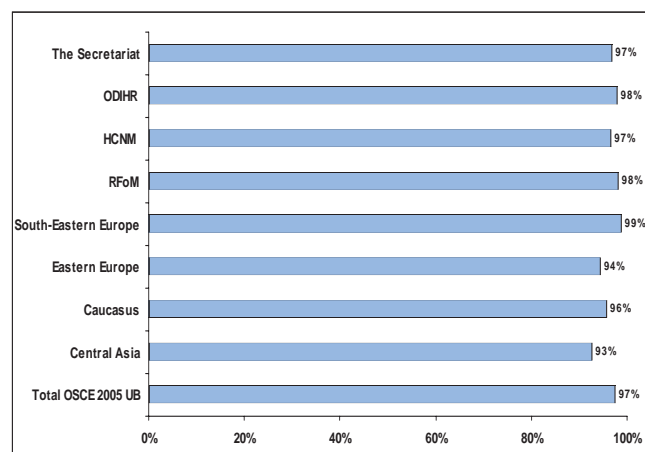
The 2005 expenditure against the Unified Budget amounted to a total of EUR 155.2 million, representing a decrease of 8.0 percent compared to the previous year (2004: EUR 168.7 million).

Budget vs. Expenditure 2002-2005



Budget utilization for the year 2005 against the year-end revised Budget of EUR 159.4 million was 97 percent (2004: 98 percent) and 92 percent against the Unified Budget approved in May 2005 of 168.6 million (2004: 94 percent).

Budget Utilisation Rates for Year-End Budget Revision



The following is a comparison between 2005 and 2004 expenditure.

Unified Budget Expenditure

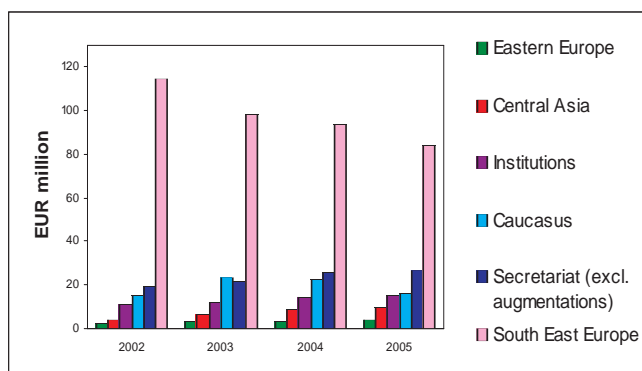
EUR million	2005		2004	
I. Funds Related to The Secretariat and Institutions				
The Secretariat	26.4	17.0%	25.9	15.4%
Office for Democratic Institutions and Human Rights	11.7	7.5%	11.1	6.6%
High Commissioner on National Minorities	2.6	1.7%	2.4	1.4%
Representative on Freedom of the Media	1.1	0.7%	0.9	0.5%
Total Funds Related to The Secretariat and Institutions	41.8	26.9%	40.4	23.9%
II. Funds Related to OSCE Field Operations (by Region)				
South-Eastern Europe	83.8	54.0%	93.9	55.7%
Eastern Europe	3.9	2.5%	3.2	1.9%
Caucasus	16.3	10.5%	22.6	13.4%
Central Asia	9.4	6.1%	8.6	5.1%
Total Funds Related to OSCE Field Operations	113.5	73.1%	128.3	76.1%
Total OSCE	155.2	100%	168.7	100%

The overall distribution of expenditure between the Secretariat and Institutions vs. Field Operations, as well as the geographical distribution of expenditure across Field Operations follows the patterns illustrated for the Unified Budget.

Geographical Distribution of Unified Budget Expenditure: Funds Related to Field Operations

EUR million	2005		2004	
Funds Related to OSCE Field Operations (by Region)				
South-Eastern Europe	83.8	73.9%	93.9	73.2%
Eastern Europe	3.9	3.4%	3.2	2.5%
Caucasus	16.3	14.4%	22.6	17.6%
Central Asia	9.4	8.3%	8.6	6.7%
Total Funds Related to OSCE Field Operations	113.5	100.0%	128.3	100.0%

Unified Budget Expenditure by Region (2002-2005)



The distribution of the Unified Budget Expenditure by Cost Category between 2005 and 2004, shows a slight decrease in the share of Staff costs and a slight increase in the share of Operational Costs.

Unified Budget Expenditure by Cost Category

EUR million	2005		2004	
Staff costs	92.8	59.8%	103.2	61.1%
Operational Costs	47.0	30.3%	49.7	29.4%
Assets/Equipment	5.7	3.7%	6.3	3.8%
Office Costs	9.3	6.0%	9.1	5.4%
HoM Facility	0.4	0.3%	0.4	0.2%
Total	155.2	100%	168.7	100%

Staff costs continue to represent the most significant share of OSCE's annual expenditures.

2.4 Staffing

Total budgeted positions as at 31 December 2005 were 3,881, representing a 3.4 percent decrease over the previous year (2004: 4,017 budgeted positions). Field Operations account for 87 percent of total number of budgeted positions. The distribution of positions within the Organization is shown in Annex A.

Budgeted Positions

number of positions	2005		2004	
Professional Staff	1,509	100%	1,616	100%
International contracted	276	18%	268	17%
Seconded	886	59%	1,006	62%
National professional	347	23%	342	21%
General Services Staff	2,372	100%	2,401	100%
Secretariat and Institutions	242	10%	232	10%
Local general services	2,130	90%	2,169	90%
Total Staff	3,881		4,017	

Budgeted vs. Filled Positions as at 31 December 2005

number of positions	Budgeted	Filled	% Filled
Professional Staff	1,509	1,195	79%
International contracted	276	247	89%
Seconded	886	620	70%
National professional	347	328	95%
General Services Staff	2,372	2,225	94%
Secretariat and Institutions	242	233	96%
Local general services	2,130	1,993	94%
Total Staff	3,881	3,420	88%

3. Extra-budgetary Contributions

Extra-budgetary contributions are a valuable source of funding for the OSCE to finance projects and activities that are consistent with OSCE objectives but are not funded under the Unified Budget. Expenditures against available extra-budgetary resources in 2005 amounted to EUR 24.8 million, representing an increase of 20 percent over the previous year (2004: EUR 20.6 million).

Unlike resources provided under the Unified Budget, extra-budgetary resources are normally multi-year in nature and balances are brought forward from one year to the next. The Fund balance of all extra-budgetary resources brought forward into 2005 from 2004 amounted to EUR 31.8 million and the Fund balance carried forward into 2006 from 2005 amounted to EUR 33.2 million.

Extra-budgetary contributions received in 2005 amounted to EUR 27.3 million (2004: EUR 21.4 million). Of this amount, EUR 23.9 million was received in respect of pledges accepted in 2005 and EUR 3.4 million was received in respect of pledges accepted in 2004.

4. Cash Management

Cash and bank balances are managed in strict compliance with the OSCE's Financial Regulations. Accordingly, all amounts received from participating States against assessed contributions billed are used for the purposes authorised within the relevant year's budget, and any cash surplus is credited to participating States within the timelines set out in Financial Regulation 7.07.

Cash and bank balances as at end 2005 and 2004 are shown below (The Secretariat bank balances include the Revolving, Contingency Funds as well as Extra-budgetary Funds).

OSCE - Bank and Cash Balances

EUR '000	2005		2004	
Bank				
I. The Secretariat and Institutions				
The Secretariat	84,574	94.4%	91,102	94.2%
Institutions	1,296	1.5%	1,324	1.4%
Total Secr. & Institutions	85,870	95.9%	92,426	95.6%
II. Field Operations (by Region)				
South-Eastern Europe	1,760	2.0%	1,826	1.9%
Eastern Europe	379	0.4%	158	0.1%
Caucasus	282	0.3%	783	0.8%
Central Asia	318	0.3%	375	0.4%
Total Field Operations	2,739	3.0%	3,142	3.3%
Total Bank	88,609	98.9%	95,568	98.8%
Total Cash	977	1.1%	1,159	1.2%
Grand Total	89,586	100%	96,727	100%

The Secretariat - Bank Balances

EUR '000	2005	2004
UB bank accounts	39,142	51,584
XB bank accounts	40,542	34,628
Revolving	2,710	2,710
Contingency	2,180	2,180
Total	84,574	91,102

The primary objective guiding the Secretariat's Treasury is to ensure the efficient and cost-effective management of OSCE's financial resources, namely cash and bank accounts. Cash is managed centrally in order to safeguard funds, better monitor cash flow and optimise investment income. Treasury is also responsible for developing and implementing instructions and procedures for the safe custody of cash and bank balances at all Institutions and Field Operations.

The geographic as well as currency composition of cash and bank balances is monitored closely for the purposes of risk management. Banks used by the OSCE across all locations of its Institutions and Field

Operations are reviewed regularly to ensure that the Organization's funds are safeguarded with due care and prudence.

In line with Financial Regulation 5.02, short-term investments are made in the form of time-deposits of monies not needed for immediate requirement and all interest earned is credited as miscellaneous income to the Secretariat Fund.

During 2005 the OSCE established an Investment Committee whose main purpose is to monitor cash management activities and to provide a forum where these activities are discussed and approved.

In 2005 the Investment Committee endorsed the use of overnight deposits for excess funds not needed for immediate use, in order to earn higher interest than earned on current accounts.

5. Management Issues

5.1 General Context

While the late approval of the 2005 Unified Budget (on 12 May 2005) led to difficulties and delayed implementation of some planned new activities, the second half of 2005 brought more clarity and assurance from participating States. Agreement on the Scales of Contributions for 2005-2007 was reached on 24 November 2005 and the 2006 Unified Budget was adopted on time.

The issue of organisational reform was high on the agenda in 2005. The recommendations of the Panel of Eminent Persons and the High-Level Consultations provided the framework for discussions on moving forward in strengthening the OSCE's effectiveness, culminating in the adoption of the 'OSCE Roadmap'-MC Decision 17 in December 2005.

In keeping pace with the extensive discussions on the reform, the Secretary General has distributed a number of proposals and food-for-thought papers addressing, inter alia, issues of legal capacity, improving programme planning, strengthening the effectiveness of Field Operations, liaison with partner organisations and the modernization of the Secretariat.

5.2 IRMA and Management Reforms

In 2005, the management reforms reached a decisive stage. All OSCE's operational activities are now managed through a common, modern and integrated

IT-based management system called IRMA – Integrated Resource Management system.

With the final component of IRMA, the Oracle Payroll module – rolled out in January 2005, the main thrust of the management reform efforts focused on assessing and addressing the technical and management issues arising from IRMA implementation, consolidating information, procedures and support structures as well as on user training. While extensive training programmes had been conducted in the course of 2003 and 2004, training requirements continued to be addressed on a regular basis as part of the relevant training programmes of the OSCE – induction course, Oracle training, etc.

The participating States agreed to finance the IRMA project through the establishment of the IRMA Fund, with a budget of EUR 6.9 million for a three-year period of implementation. Expenditures against the IRMA Fund for 2005 totalled EUR 81 thousand. The IRMA Fund was closed at the end of 2005, with the unspent balance of EUR 3 thousand to be credited to participating States in accordance with Financial Regulation 7.07.

On 8 November 2005, the ACMF Chair announced that, with the closure of the IRMA Fund, the ACMF Working Group on IRMA would be discontinued, with IRMA-related issues being discussed within the ACMF in the future.

IRMA Fund Expenditure for 2005

EUR '000

Staff Costs	15.4
Consultancy Services	65.3
Total	80.7

Another critical component of the management reforms is the Doc.In documents management system which was fully rolled out to all OSCE locations by January 2006, supported by extensive training. The Delegates' Website was also further developed and linked to the Delegates Dashboard, thereby providing access to information on OSCE operational activities.

5.3 Common Regulatory Management System

The ACMF Working Group on Financial Regulations re-started its work in the fourth quarter of 2005. On 1 December 2005, participating States adopted the decision on establishing a comprehensive Common Regulatory Management System (CRMS) (PC.DEC/705) to facilitate the effective and efficient management of OSCE's human, financial and material resources. The Proposed Amended Financial Regulations (PC.ACMF/2/06) were issued on 12 January 2006 and the Working Group continued their discussion in the first quarter of 2006.

The third layer of the CRMS now comprises 32 instructions – 12 Provisional Financial and Administrative Instructions and 20 Staff Instructions. The last five Instructions were issued during 2005 and addressed: The Unified Budget; Records & Document Management; Premises Management; Official Travel Management and Policy on Use of Computing Resources.

Annex A: OSCE Staffing Overview – Budgeted and Actual Staff Positions



































as at 31 December 2005

Fund number of positions	Contracted		Seconded		National Prof.		TOTAL PROF		General Service		GRAND TOTAL	
	Budget	Actual	Budget	Actual	Budget	Actual	Budget	Actual	Budget	Actual	Budget	Actual
The Secretariat	125	116	31	23	0	0	156	139	182	174	338	313
Office for Democratic Institutions and Human Rights	48	45	16	11	0	0	64	56	50	49	114	105
High Commissioner on National Minorities	14	14	5	4	0	0	19	18	8	8	27	26
Representative on Freedom of the Media	5	3	5	2	0	0	10	5	3	3	13	8
SECRETARIAT AND INSTITUTIONS	192	178	57	40	0	0	249	218	242	233	491	451
Mission in Kosovo	50	40	235	158	86	75	371	273	753	735	1,124	1,008
Tasks in Bosnia and Herzegovina	7	6	118	97	165	163	290	266	415	401	705	667
Mission to Croatia	2	2	49	39	17	16	68	57	146	136	214	193
Mission to Serbia and Montenegro	2	2	66	56	17	17	85	75	131	127	216	202
Presence in Albania	1	1	29	23	12	11	42	35	78	73	120	108
Spillover Monitor Mission to Skopje	6	4	98	74	20	20	124	98	212	189	336	287
South-Eastern Europe	68	55	595	447	317	302	980	804	1,734	1,660	2,714	2,464
Mission to Moldova	1	1	10	9	0	0	11	10	18	18	29	28
Project Co-ordinator in the Ukraine	0	0	3	3	1	0	4	3	10	8	14	11
Office in Minsk	0	0	5	5	0	0	5	5	8	8	13	13
Representative to the Estonian Commission on Military Pensioners	0	0	1	1	0	0	1	1	1	0	2	1
Representative to the Latvian - Russian JC on Military Pensioners	0	0	0	0	0	0	0	0	0	0	0	0
Eastern Europe	1	1	19	18	1	0	21	19	37	34	58	53
Mission to Georgia	10	8	151	58	14	12	175	78	167	116	342	194
Office in Yerevan	1	1	6	6	3	3	10	10	16	16	26	26
Office in Baku	1	1	5	5	1	1	7	7	11	11	18	18
High Level Planning Group	0	0	8	6	0	0	8	6	1	1	9	7
The Minsk Process	0	0	0	0	0	0	0	0	0	0	0	0
Personal Representative of the CiO	1	1	5	4	0	0	6	5	11	11	17	16
Caucasus	13	11	175	79	18	16	206	106	206	155	412	261
Centre in Almaty	0	0	5	4	3	3	8	7	11	11	19	18
Centre in Ashgabad	0	0	6	6	0	0	6	6	11	10	17	16
Centre in Bishkek	0	0	10	8	5	5	15	13	36	35	51	48
Centre in Tashkent	0	0	4	4	1	1	5	5	18	18	23	23
Centre in Dushanbe	2	2	15	14	2	1	19	17	78	70	97	87
Central Asia	2	2	40	36	11	10	53	48	154	144	207	192
TOTAL FOR FUNDS RELATED TO OSCE FIELD OPERATIONS	84	69	829	580	347	328	1,260	977	2,130	1,993	3,390	2,970
TOTAL OSCE 2005 UNIFIED BUDGET	276	247	886	620	347	328	1,509	1,195	2,372	2,225	3,881	3,420

Annex B: OSCE Common Regulatory Management System (Financial)

as at 31 December 2005

Financial/Administrative Regulations, Rules and Instructions



































Subjects	Articles	Regulations	Rules	Instructions (12 documents)
Applicability	I			NO INSTRUCTION
Common Regulatory Management System	II			NO INSTRUCTION
Responsibility, Authority and Accountability and Internal Control	III XII			 DELEGATION OF APPROVAL AUTHORITY
OSCE Chief Administrative Officer	IV			NO INSTRUCTION
The Unified Budget and Management of Programme Implementation	V VII			 UNIFIED BUDGET and PROGRAMME IMPLEMENTATION  OSCE RECORDS and DOCUMENT MANAGEMENT
Extra Budgetary Contributions	VI			 EXTRA-BUDGETARY CONTRIBUTIONS (former n.13)
Management of Income and Cash Management	VIII IX			 INCOME AND CASH MANAGEMENT
Management of Goods and Services	X			 SUPPLY CHAIN for GOODS and SERVICES  ASSET MANAGEMENT for GOODS and SERVICES  OSCE PREMISES MANAGEMENT  OSCE OFFICIAL TRAVEL MANAGEMENT
Management of Non-OSCE Resources	XI			NO INSTRUCTION
Internal Oversight	XIII		NO RULES	 REPORTING OF INAPPROPRIATE USE OF OSCE RESOURCES AND PROPOSALS FOR IMPROVEMENT OF PROGRAMME DELIVERY (former n.7)
The Accounts and Annual Financial Statements	XIV			 THE ACCOUNTS AND ANNUAL FINANCIAL STATEMENTS
External Auditors	XV		NO RULES	NO INSTRUCTION
Policy in use of OSCE Computing Resources				 POLICY ON USE OF OSCE COMPUTING RESOURCES

Note: Symbols signify the existence of Regulations, Rules and Instructions.

Annex B: OSCE Common Regulatory Management System (Staff)

as at 31 December 2005

Staff Regulations, Rules and Instructions

Subjects	Articles	Regulations	Rules	Instructions (17 documents)
General	I		NO RULES	NO INSTRUCTION
Duties, Obligations and Privileges	II			 4 COMPENSATION FOR LOSS OR DAMAGE TO PERSONAL EFFECTS
Appointments and Assignments	III			 6 PERSONNEL FILES  12 TRANSFERS  15 PERFORMANCE APPRAISAL SYSTEM  17 STANDARD RECRUITMENT PROCEDURES  18 CONDITIONS OF SERVICE FOR DAILY STAFF  19 GENERAL ORIENTATION PROGRAMME
Separation from Service	IV			 8 SEPARATION FROM SERVICE/ CLEARANCE PROCEDURE
Salaries and Entitlements	V			 2 SALARY AND BOARD AND LODGING ADVANCES  3 DEPENDENCY ALLOWANCE  5 EDUCATION ALLOWANCE/ EDUCATION GRANT TRAVEL  13 RENTAL SUBSIDY  14 MANAGEMENT OF STAFF TRAINING NEEDS  16 OFFICIAL ENTITLEMENTS TRAVEL  20 GRANT/DEFERRAL OF STEP INCREMENT
Social Security and Provident Fund	VI			NO INSTRUCTION
Working Hours and Leave	VII			 1 OVERTIME  7 HOME LEAVE
Staff Relations	VIII			 9 ELECTION PROCEDURE FOR STAFF REPRESENTATIVES  10 TERMS OF REFERENCE FOR STAFF REPRESENTATIVES
Disciplinary Procedure	IX			NO INSTRUCTION
Appeals	X			NO INSTRUCTION
Final Provisions	XI		NO RULES	NO INSTRUCTION
APPENDIX 1	OSCE CODE OF CONDUCT			 11 PREVENTING THE PROMOTION/FACILITATION OF TRAFFICKING IN HUMAN BEINGS

Note: Symbols signify the existence of Regulations, Rules and Instructions.

Chapter II – Budget and Expenditure Report

BUDGET AND EXPENDITURE REPORT

for the Year Ended 31 December 2005

BUDGET AND EXPENDITURE REPORT

<u>Fund</u>	<u>Main Programme</u>	<u>Approved Budget</u> (PC.DEC/672)	<u>PC</u> <u>Authorized</u> <u>Transfers</u>	<u>Budget</u> <u>Revision</u> (PC.DEC/715)	<u>Transfers as</u> <u>per Fin. Reg.</u> <u>3.02 (b)</u>	<u>Revised</u> <u>Budget after</u> <u>Transfers</u>	<u>Disbursements</u>	<u>ULO</u>	<u>Expenditure</u>	<u>Utiliz.</u> <u>Rate %</u>
EUR '000	Programme									
I. FUNDS RELATED TO THE SECRETARIAT AND INSTITUTIONS										
<u>The Secretariat</u>										
Secretary General and Central Services										
	Executive Management	910	201.0	1,111	0.0	1,111	1,070	10.4	1,080	97
	Security Management	410	(20.0)	390	0.0	390	374	7.9	382	98
	External Co-operation	632	(36.5)	595	0.0	595	557	11.3	568	95
	Legal Services	312	6.1	318	0.0	318	312	3.5	315	99
	Press and Public Information	1,180	(45.0)	1,135	0.0	1,135	1,012	64.3	1,076	95
	Gender Issues	254	(55.0)	199	0.0	199	185	2.3	187	94
	Total	3,699	50.6	3,749	0.0	3,749	3,509	99.7	3,609	96
Chairman in Office										
	Short-term Missions, Visits of CiO and PR CiO	300	0.0	300	0.0	300	268	0.0	268	89
	Advisory Committee on Management and Finance	15	(5.0)	10	0.0	10	4	0.0	4	43
	Panel of Adjudicators	65	(40.0)	25	0.0	25	4	0.0	4	17
	Audit Committee	35	(15.0)	20	0.0	20	12	0.0	12	61
	Special Representative on Combating Trafficking in Human Beings	217	(20.0)	197	0.0	197	193	0.1	193	98
	Total	632	(80.0)	552	0.0	552	482	0.1	482	87
Anti-Trafficking Assistance Unit										
	Anti-Trafficking Assistance Unit	406	(22.0)	384	0.0	384	362	9.0	371	97
	Total	406	(22.0)	384	0.0	384	362	9.0	371	97
Internal Oversight										
	Internal Oversight	1,064	(40.0)	1,024	0.0	1,024	928	63.9	992	97
	Total	1,064	(40.0)	1,024	0.0	1,024	928	63.9	992	97
Strategic Police Matters Unit										
	Strategic Police Matters	773	(21.0)	752	0.0	752	718	14.9	733	98
	Total	773	(21.0)	752	0.0	752	718	14.9	733	98

Fund	Main Programme	Approved Budget (PC.DEC/672)	PC Authorized Transfers	Budget Revision (PC.DEC/715)	Transfers as per Fin. Reg. 3.02 (b)	Revised Budget after Transfers	Disbursements	ULO	Expenditure	Utiliz. Rate %
EUR '000										
Action Against Terrorism Unit										
	Action Against Terrorism Unit	712	(145.0)	567	0.0	567	494	3.0	497	88
Total		712	(145.0)	567	0.0	567	494	3.0	497	88
Activities Related to Economic and Environmental Aspects of Security										
	Co-ordinator of OSCE Economic and Environmental Activities	1,103	(47.0)	1,056	17.1	1,073	1,028	34.6	1,062	99
	Economic Forum Meeting	483	0.0	483	(17.1)	466	423	0.4	423	91
Total		1,586	(47.0)	1,539	0.0	1,539	1,450	35.	1,485	96
Conflict Prevention										
	CPC Direction and Management	358	0.0	358	0.0	358	340	1.4	341	95
	Mission Programme Section	751	(13.7)	737	0.0	737	706	5.4	712	97
	Project Co-ordination Cell	159	(6.0)	153	0.0	153	149	0.6	149	98
	FSC Chairmanship	32	(10.0)	22	0.0	22	18	3.3	21	96
	FSC Support Unit	396	8.0	404	0.0	404	401	0.7	402	100
	Communications Network	548	(52.0)	496	0.0	496	408	54.0	462	93
	Operations Unit and Situation/Communications Room	862	(93.4)	769	0.0	769	702	4.9	707	92
Total		3,106	(167.1)	2,939	0.0	2,939	2,725	70.2	2,795	95
Human Resource Management										
	HR Direction and Management	391	(141.6)	249	0.0	249	226	1.8	228	91
	Personnel Management	830	(3.6)	827	(16.3)	810	757	43.0	800	99
	Recruitment	574	(29.0)	545	0.0	545	485	(2.1)	483	89
	Training Section	725	(53.7)	672	16.3	688	653	34.6	688	100
Total		2,520	(227.9)	2,292	0.0	2,292	2,121	77.4	2,198	96
Department of Management and Finance										
	Conference and Language Services Vienna	5,413	(490.1)	4,923	0.0	4,923	4,614	225.2	4,839	98
	DMF Direction and Management	427	(16.6)	410	0.0	410	400	0.0	400	98
	Central Documents and Records Management	291	7.0	298	0.0	298	292	1.0	293	99
	Finance Services	1,175	(35.0)	1,140	0.0	1,140	1,104	4.6	1,109	97
	Information and Communication Technology Services	2,970	65.0	3,035	0.0	3,035	2,900	125.6	3,026	100
	Mission Support Services	1,486	65.0	1,551	0.0	1,551	1,520	17.0	1,537	99
	Secretariat Common Operational Costs	1,823	(120.0)	1,703	0.0	1,703	1,401	184.4	1,586	93
	Doc.In	100	0.0	100	0.0	100	73	16.9	90	90
	Prague Office	393	(30.0)	363	0.0	363	348	9.2	358	99
Total		14,076	(554.7)	13,522	0.0	13,522	12,654	584.0	13,238	98

Fund	Main Programme	Approved Budget	PC	Budget	Transfers as	Revised	Disbursements	ULO	Expenditure	Utiliz.
Programme	(PC.DEC/672)	Authorized	Revision	per Fin. Reg.	Budget after	Transfers				Rate %
EUR '000		Transfers	(PC.DEC/715)	3.02 (b)	Transfers					
New OSCE Premises										
	1,300	(1,300.0)	0	0.0	0	0	0	0.0	0	n/a
Total	1,300	(1,300.0)	0	0.0	0	0	0	0.0	0	n/a
TOTAL FOR THE SECRETARIAT	29,873	(2,554.1)	27,319	0.0	27,319	25,443		957.1	26,400	97
Office of the Democratic Institutions and Human Rights (ODIHR)										
Direction and Policy	1,621	(5.0)	1,616	8.0	1,624	1,585	1,621	36.0	1,621	100
Fund Administration Unit	1,507	(140.0)	1,367	(15.0)	1,352	1,277	1,310	33.5	1,310	97
Common Operational Costs	889	0.0	889	7.0	896	790	882	92.3	882	99
Democratization	1,229	20.7	1,250	0.0	1,250	1,210	1,224	14.6	1,224	98
Human Rights	999	11.8	1,010	0.0	1,010	952	975	23.3	975	96
Elections	4,666	75.0	4,741	0.0	4,741	4,518	4,604	86.0	4,604	97
Tolerance and Non-Discrimination	641	5.0	646	0.0	646	599	643	44.1	643	99
Roma and Sinti Issues	412	33.3	445	0.0	445	333	432	99.5	432	97
TOTAL FOR ODIHR	11,963	0.8	11,964	0.0	11,964	11,264	11,693	429.2	11,693	98
High Commissioner on National Minorities										
Office of High Commissioner	1,427	20.0	1,447	0.0	1,447	1,431	1,431	0.0	1,431	99
Fund Administration Unit	292	(12.0)	280	0.0	280	260	260	0.0	260	93
Common Operational Costs	267	(56.0)	211	0.0	211	166	168	2.9	168	80
Conflict Prevention Activities	747	13.5	760	0.0	760	745	745	0.0	745	98
TOTAL FOR HCNM	2,732	(34.5)	2,698	0.0	2,698	2,601	2,604	2.9	2,604	97
Representative on Freedom of the Media (RFoM)										
Office of Representative	301	(2.0)	299	0.0	299	288	290	1.2	290	97
Freedom of the Media	851	(54.0)	797	0.0	797	719	785	66.3	785	98
TOTAL FOR REPR. ON FREEDOM OF THE MEDIA	1,152	(56.0)	1,096	0.0	1,096	1,007	1,074	67.5	1,074	98
TOTAL FOR FUNDS RELATED TO THE SECRETARIAT AND INSTITUTIONS	45,720	(2,843.8)	43,076	0.0	43,076	40,315	41,772	1,456.7	41,772	97
II. FUNDS RELATED TO OSCE FIELD OPERATIONS										
SOUTH-EASTERN EUROPE										
Mission to Kosovo										
Office of Head of Mission	4,322	0.0	4,322	0.0	4,322	4,275	4,321	45.4	4,321	100
Fund Administration Unit	6,628	(600.9)	6,027	55.0	6,082	6,041	6,081	39.4	6,081	100
Common Operational Costs	6,166	(451.9)	5,715	(31.0)	5,684	4,717	5,657	940.2	5,657	100
Police Education and Development	4,757	(380.9)	4,376	78.0	4,454	4,225	4,453	227.2	4,453	100

Fund	Main Programme	Approved Budget (PC.DEC/672)	PC Authorized Transfers	Budget Revision (PC.DEC/715)	Transfers as per Fin. Reg. 3.02 (b)	Revised Budget after Transfers	Disbursements	ULO	Expenditure	Utiliz. Rate %
EUR '000										
	Democratization	6,046	(625.0)	5,421	(128.0)	5,293	4,828	435.2	5,263	99
	Human Rights and Rule of Law	4,376	(693.9)	3,682	(11.0)	3,671	3,475	126.0	3,601	98
	Temporary Media Commission/IMC	158	0.0	158	0.0	158	155	0.0	155	98
	Elections	961	(150.0)	811	37.0	848	829	17.7	847	100
	Ombudsperson Institution	190	0.0	190	0.0	190	184	2.2	187	98
	Total	33,603	(2,902.6)	30,700	0.0	30,700	28,731	1,833.3	30,564	100
	Secretariat Augmentation	3,177	(25.0)	3,152	0.0	3,152	3,100	9.8	3,110	99
	ODIHR Augmentation	295	0.0	295	0.0	295	248	36.8	285	96
	TOTAL MISSION TO KOSOVO	37,075	(2,927.6)	34,147	0.0	34,147	32,079	1,879.9	33,959	99
	Tasks in Bosnia and Herzegovina									
	Office of Head of Mission	1,492	(40.7)	1,451	0.0	1,451	1,387	48.2	1,435	99
	Fund Administration Unit	2,581	(42.3)	2,538	0.0	2,538	2,474	50.4	2,524	99
	Common Operational Costs	2,802	(200.0)	2,602	0.0	2,602	2,425	173.7	2,599	100
	Security Co-operation	871	(20.0)	851	0.0	851	818	30.3	848	100
	Public Administration Reform	1,468	(107.0)	1,361	0.0	1,361	1,233	114.8	1,348	99
	Democratization	2,398	(22.3)	2,376	0.0	2,376	2,341	27.3	2,368	100
	Human Rights and Rule of Law	3,171	(84.5)	3,087	0.0	3,087	2,971	109.6	3,080	100
	Education	1,909	(91.0)	1,818	0.0	1,818	1,749	52.3	1,801	99
	Total	16,692	(607.8)	16,084	0.0	16,084	15,398	606.5	16,004	100
	Regional Stabilization/Arms Control									
	Implementation of Article IV	411	(150.0)	261	0.0	261	180	11.3	192	74
	Total	411	(150.0)	261	0.0	261	180	11.3	192	74
	Secretariat Augmentation	1,250	(11.0)	1,239	0.0	1,239	1,200	4.1	1,205	97
	TOTAL TASKS IN BOSNIA AND HERZEGOVINA	18,352	(768.8)	17,583	0.0	17,583	16,778	622.0	17,400	99
	Mission to Croatia									
	Office of Head of Mission	1,201	59.0	1,260	6.0	1,266	1,219	38.5	1,258	99
	Fund Administration Unit	1,104	21.0	1,125	(6.0)	1,119	1,114	1.0	1,115	100
	Common Operational Costs	1,405	(90.0)	1,315	0.0	1,315	1,212	59.8	1,272	97
	Democratization	1,684	0.0	1,684	0.0	1,684	1,462	196.1	1,658	98
	Rule of Law (including Police)	1,803	(100.0)	1,703	0.0	1,703	1,612	74.3	1,686	99
	Return and Integration	1,917	10.0	1,927	0.0	1,927	1,800	103.1	1,903	99
	Total	9,113	(100.0)	9,013	0.0	9,013	8,420	472.8	8,893	99

Fund	Main Programme	Approved Budget (PC.DEC/672)	PC Authorized Transfers	Budget Revision (PC.DEC/715)	Transfers as per Fin. Reg. 3.02 (b)	Revised Budget after Transfers	Disbursements	ULO	Expenditure	Utiliz. Rate %
EUR '000										
	Secretariat Augmentation	233	(27.0)	206	0.0	206	177	0.5	177	86
	TOTAL MISSION TO CROATIA	9,346	(127.0)	9,219	0.0	9,219	8,597	473.2	9,070	98
	<u>Mission to Serbia and Montenegro</u>									
	Office of Head of Mission	1,041	(1.0)	1,040	0.0	1,040	1,003	26.7	1,030	99
	Fund Administration Unit	953	7.9	961	0.0	961	904	45.2	950	99
	Common Operational Costs	1,764	(50.8)	1,713	0.0	1,713	1,514	157.4	1,671	98
	Police Affairs	2,396	(69.3)	2,327	0.0	2,327	2,226	61.1	2,287	98
	Economic and Environmental	299	26.0	325	0.0	325	296	26.9	323	99
	Democratization	1,268	14.3	1,283	0.0	1,283	1,213	23.4	1,237	96
	Media	538	(16.9)	521	0.0	521	505	0.8	505	97
	Rule of Law and Human Rights	1,202	(46.5)	1,155	0.0	1,155	1,092	33.3	1,125	97
	TOTAL MISSION TO SERBIA AND MONTENEGRO	9,460	(136.3)	9,324	0.0	9,324	8,753	374.8	9,128	98
	<u>Presence in Albania</u>									
	Office of Head of Mission	691	(46.9)	644	1.0	645	611	33.9	645	100
	Fund Administration Unit	356	3.2	359	0.8	360	348	11.6	360	100
	Common Operational Costs	764	76.4	841	(0.6)	840	643	177.6	821	98
	Security Co-operation	418	(11.0)	407	(0.8)	406	341	60.8	401	99
	Democratization	832	(20.0)	812	0.2	812	701	75.4	777	96
	Rule of law and Human Rights	597	(1.7)	595	(0.6)	595	435	109.2	545	92
	TOTAL PRESENCE IN ALBANIA	3,658	0.0	3,658	0.0	3,658	3,080	468.5	3,548	97
	<u>Spillover Monitor Mission to Skopje</u>									
	Office of Head of Mission	1,228	57.7	1,286	0.0	1,286	1,201	60.5	1,262	98
	Fund Administration Unit	1,861	(170.0)	1,691	4.0	1,695	1,665	29.6	1,694	100
	Common Operational Costs	2,177	(98.7)	2,078	(4.0)	2,074	1,535	422.3	1,957	94
	Confidence-Building	1,148	0.0	1,148	0.0	1,148	1,059	74.2	1,133	99
	Police Development	2,537	(84.0)	2,453	0.0	2,453	2,297	65.6	2,363	96
	Media Development	362	0.0	362	0.0	362	234	115.3	350	97
	Rule of Law	1,417	(13.2)	1,404	0.0	1,404	1,027	340.0	1,366	97
	Public Administration Support	478	15.2	493	0.0	493	371	111.2	482	98
	Total	11,208	(293.0)	10,915	0.0	10,915	9,389	1,218.7	10,607	97
	Secretariat Augmentation	154	(7.8)	147	0.0	147	132	0.7	132	90
	TOTAL SPILLOVER MONITOR MISSION TO SKOPJE	11,362	(300.8)	11,062	0.0	11,062	9,520	1,219.3	10,739	97
	TOTAL FOR SOUTH-EASTERN EUROPE	89,254	(4,260.5)	84,993	0.0	84,993	78,807	5,037.7	83,845	99

Fund	Main Programme	Approved Budget (PC.DEC/672)	PC Authorized Transfers	Budget Revision (PC.DEC/715)	Transfers as per Fin. Reg. 3.02 (b)	Revised Budget after Transfers	Disbursements	ULO	Expenditure	Utiliz. Rate %
EUR '000										
EASTERN EUROPE										
<u>Mission to Moldova</u>										
	Office of Head of Mission	277	6.0	283	0.0	283	265	11.8	277	98
	Fund Administration Unit	167	(6.0)	161	0.0	161	147	3.5	151	94
	Common Operational Costs	392	(0.1)	392	0.0	392	296	88.8	384	98
	Conflict Prevention/Resolution	289	0.0	289	0.0	289	281	0.6	282	97
	Human Right Monitoring/Democratization	361	(0.1)	361	0.0	361	218	128.8	347	96
	TOTAL MISSION TO MOLDOVA	1,486	(0.2)	1,486	0.0	1,486	1,207	233.4	1,440	97
<u>Project Co-ordinator in Ukraine</u>										
	Office of Head of Mission	114	(11.9)	102	0.0	102	92	0.3	93	91
	Fund Administration Unit	80	(8.5)	71	0.0	71	67	1.1	68	96
	Common Operational Costs	131	11.3	142	0.0	142	127	9.5	136	96
	Support to the Ukraine Institutions through Projects	1,335	(0.4)	1,335	0.0	1,335	1,325	1.3	1,326	99
	TOTAL PROJECT CO-ORDINATOR IN UKRAINE	1,660	(9.5)	1,650	0.0	1,650	1,612	12.2	1,624	98
<u>Office in Minsk</u>										
	Office of Head of Mission	252	(1.7)	250	0.0	250	209	0.8	210	84
	Fund Administration Unit	78	(1.8)	76	0.0	76	72	0.0	72	94
	Common Operational Costs	273	(46.0)	227	0.0	227	175	6.4	182	80
	Economic and Environmental Activities	174	(3.5)	170	0.0	170	104	19.9	124	73
	Institution-Building, Rule of Law and Civil Society	172	(36.3)	136	0.0	136	110	0.6	111	81
	TOTAL OFFICE IN MINSK	948	(89.3)	859	0.0	859	670	27.7	698	81
<u>Representative to the Estonian Commission on Military Pensioners</u>										
	Office of Head of Mission	77	(7.3)	70	0.6	70	70	0.2	70	100
	Fund Administration Unit	21	1.1	22	0.4	23	23	0.0	23	100
	Common Operational Costs	14	(0.5)	13	(1.0)	12	12	0.0	12	100
	TOTAL REPRESENTATIVE TO THE ESTONIAN COMMISSION ON MILITARY PENSIONERS	112	(6.7)	105	0.0	105	105	0.2	105	100
<u>Representative on the Latvian-Russian Joint Commission on Military Pensioners</u>										
	Office of Head of Mission	12	(3.4)	8	0.0	8	5	0.5	6	69
	TOTAL REPRESENTATIVE TO THE LATVIAN-RUSSIAN JC ON MILITARY PENSIONERS	12	(3.4)	8	0.0	8	5	0.5	6	69
	TOTAL FOR EASTERN EUROPE	4,217	(109.1)	4,108	0.0	4,108	3,599	274.0	3,873	94

Fund	Main Programme	Approved Budget (PC.DEC/672)	PC Authorized Transfers	Budget Revision (PC.DEC/715)	Transfers as per Fin. Reg. 3.02 (b)	Revised Budget after Transfers	Disbursements	ULO	Expenditure	Utiliz. Rate %
EUR '000										
CAUCASUS										
<u>Mission to Georgia</u>										
	Office of Head of Mission	1,834	(170.1)	1,664	(12.7)	1,652	1,490	67.4	1,557	94
	Fund Administration Unit	1,802	(301.5)	1,500	0.0	1,500	1,406	47.2	1,454	97
	Common Operational Costs	2,199	(48.7)	2,150	0.0	2,150	1,905	96.2	2,001	93
	Political and Military Aspects of Security and Police Activities	1,165	80.4	1,245	0.0	1,245	1,105	98.3	1,203	97
	Border Monitoring Operations	1,842	(72.9)	1,769	12.7	1,781	1,775	5.2	1,780	100
	Training Assistance Programme	2,608	(111.7)	2,497	0.0	2,497	2,375	79.4	2,455	98
	Economic and Environmental Activities	275	0.0	275	0.0	275	222	51.3	273	99
	Human Dimension Activities	1,175	49.5	1,225	0.0	1,225	1,099	80.4	1,179	96
	TOTAL MISSION TO GEORGIA	12,900	(575.0)	12,325	0.0	12,325	11,376	525.4	11,901	97
<u>Office in Yerevan</u>										
	Office of Head of Mission	362	(16.4)	346	0.0	346	328	0.0	328	95
	Fund Administration Unit	143	(12.2)	130	0.0	130	129	0.8	130	99
	Common Operational Costs	341	(54.0)	287	0.0	287	252	24.2	276	96
	Politico-Military Activities	213	(19.4)	194	0.0	194	193	0.0	193	100
	Economic and Environmental Activities	276	6.1	282	0.0	282	243	15.0	258	91
	Democratization Activities	110	5.9	116	0.0	116	115	0.7	116	100
	Human Rights Activities	127	(20.0)	107	0.0	107	103	0.0	103	97
	TOTAL OFFICE IN YEREVAN	1,571	(110.0)	1,461	0.0	1,461	1,362	40.7	1,403	96
<u>Office in Baku</u>										
	Office of Head of Mission	167	0.0	167	0.0	167	117	20.7	137	82
	Fund Administration Unit	169	(15.0)	154	0.0	154	147	1.1	148	96
	Common Operational Costs	272	(57.2)	215	0.0	215	192	8.2	200	93
	Politico-Military Activities	360	28.6	389	0.0	389	253	132.3	385	99
	Economic and Environmental Activities	286	(78.6)	208	0.0	208	136	19.3	155	75
	Human Dimension Activities	434	27.2	461	0.0	461	442	3.9	446	97
	TOTAL OFFICE IN BAKU	1,689	(95.0)	1,594	0.0	1,594	1,286	185.5	1,472	92
<u>High Level Planning Group (HLPg)</u>										
	Office of Head of Mission	175	(2.0)	173	0.0	173	128	5.6	133	77
	TOTAL HIGH LEVEL PLANNING GROUP	175	(2.0)	173	0.0	173	128	5.6	133	77

<u>Fund</u>	<u>Main Programme</u>	<u>Approved Budget</u> (PC.DEC/672)	<u>PC</u> <u>Authorized</u> <u>Transfers</u>	<u>Budget</u> <u>Revision</u> (PC.DEC/715)	<u>Transfers as</u> <u>per Fin. Reg.</u> <u>3.02 (b)</u>	<u>Revised</u> <u>Budget after</u> <u>Transfers</u>	<u>Disbursements</u>	<u>ULO</u>	<u>Expenditure</u>	<u>Utiliz.</u> <u>Rate %</u>
	Programme									
	EUR '000									
<u>The Minsk Process</u>										
	Office of Head of Mission	953	(442.0)	511	0.0	511	435	2.5	437	85
	TOTAL THE MINSK PROCESS	953	(442.0)	511	0.0	511	435	2.5	437	85
<u>Personal Representative of the CIO</u>										
	Office of Head of Mission	599	(17.0)	582	0.0	582	520	53.9	574	99
	Fund Administration Unit	211	(20.0)	191	0.0	191	184	0.6	184	97
	Common Operational Costs	177	17.0	194	0.0	194	185	5.0	190	98
	TOTAL PERSONAL REPRESENTATIVE OF THE CIO	987	(20.0)	967	0.0	967	888	59.5	948	98
	TOTAL FOR CAUCASUS	18,274	(1,244.0)	17,030	0.0	17,030	15,475	819.1	16,294	96
CENTRAL ASIA										
<u>Centre in Almaty</u>										
	Office of Head of Mission	153	0.0	153	0.0	153	122	0.3	122	80
	Fund Administration Unit	90	7.3	98	0.0	98	90	2.2	92	94
	Common Operational Costs	270	2.7	272	0.0	272	239	20.4	259	95
	Support for the Democratic Development of Political Institutions	238	(49.6)	189	0.8	190	189	0.2	189	100
	Economic Development and Ecological Improvement	250	18.0	268	0.0	268	261	0.0	261	97
	Democratic Development and Freedom of the Media	467	(2.0)	465	(0.8)	464	396	25.7	422	91
	Capacity-Building and Civil Society Support	142	(6.6)	135	0.0	135	127	1.2	129	95
	Assistance for Democratic Police Development	150	(45.9)	104	0.0	104	64	3.5	68	65
	TOTAL CENTRE IN ALMATY	1,760	(76.1)	1,684	0.0	1,684	1,488	53.5	1,542	92
<u>Centre in Ashgabad</u>										
	Office of Head of Mission	155	(29.5)	126	0.0	126	112	0.2	112	89
	Fund Administration Unit	88	8.7	96	0.0	96	94	(0.)	94	98
	Common Operational Costs	117	0.0	117	0.0	117	100	12.2	112	95
	Support for Building up Democratic Society, Rule of Law and Market Reforms	793	(81.1)	712	0.0	712	444	27.9	471	66
	TOTAL CENTRE IN ASHGABAD	1,153	(101.9)	1,051	0.0	1,051	749	40.2	789	75
<u>Centre in Bishkek</u>										
	Office of Head of Mission	535	0.0	535	0.0	535	415	41.8	457	85
	Fund Administration Unit	137	0.0	137	0.0	137	125	1.7	127	92
	Common Operational Costs	424	0.0	424	0.0	424	251	103.1	354	84

<u>Fund</u>	<u>Main Programme</u>	<u>Approved Budget</u>	<u>PC</u>	<u>Budget Revision</u>	<u>Transfers as</u>	<u>Revised Budget after</u>	<u>Disbursements</u>	<u>ULO</u>	<u>Expenditure</u>	<u>Utiliz. Rate %</u>
EUR '000		(PC.DEC/672)	Authorized Transfers	(PC.DEC/715)	per Fin. Reg. 3.02 (b)	Transfers				
	Politico-Military Activities	479	0.0	479	0.0	479	394	65.0	459	96
	Economic and Environmental Activities	389	0.0	389	0.0	389	329	38.0	367	94
	Human Dimension Activities	490	0.0	490	0.0	490	422	40.5	462	94
	TOTAL CENTRE IN BISHKEK	2,455	0.0	2,455	0.0	2,455	1,936	290.1	2,227	91
	Centre in Tashkent									
	Office of Head of Mission	160	0.0	160	0.0	160	128	11.1	139	87
	Fund Administration Unit	78	(5.3)	73	0.0	73	69	1.5	71	97
	Common Operational Costs	305	(15.0)	290	0.0	290	260	15.5	275	95
	Politico-Military Activities Programme	322	(138.0)	184	0.0	184	150	20.8	171	93
	Economic and Environmental Activities	322	(34.4)	287	0.0	287	265	13.4	278	97
	Democratization and Rule of Law Programme	311	(157.7)	153	0.0	153	138	8.6	147	96
	Youth and Education	100	(10.6)	89	0.0	89	79	0.0	79	89
	Anti-Trafficking Programme	150	(111.0)	39	0.0	39	35	0.0	35	91
	TOTAL CENTRE IN BISHKEK	1,748	(472.0)	1,276	0.0	1,276	1,125	70.7	1,195	94
	Centre in Dushanbe									
	Office of Head of Mission	195	(46.6)	149	0.8	150	148	0.1	148	99
	Fund Administration Unit	275	96.8	371	2.3	374	371	0.9	372	100
	Common Operational Costs	640	0.0	640	(3.6)	637	547	72.9	620	97
	Fostering Political Dialogue and Security	458	(89.5)	369	0.0	369	368	0.2	368	100
	Mine Action, Border Management and Security Activities	511	(18.6)	492	0.2	492	492	0.0	492	100
	Addressing Environmental Issues - Capacity-Building	253	5.5	259	0.0	259	258	0.1	258	100
	Supporting Economic Development in Tajikistan	528	(78.7)	450	0.0	450	431	0.1	431	96
	Promoting Democratization in Tajikistan	396	(101.5)	295	0.0	295	270	24.3	294	100
	Fostering Democratization of Media in Tajikistan	441	(35.5)	405	0.3	406	405	0.3	405	100
	Gender Awareness and Equality in Tajikistan	308	(8.3)	300	0.0	300	299	0.0	299	100
	TOTAL CENTRE IN DUSHANBE	4,005	(276.4)	3,729	0.0	3,729	3,590	98.8	3,689	99
	TOTAL FOR CENTRAL ASIA	11,121	(926.4)	10,194	0.0	10,194	8,888	553.4	9,442	93
	TOTAL FOR FUNDS RELATED TO THE OSCE FIELD OPERATIONS	122,865	(6,540.0)	116,325	0.0	116,325	106,769	6,684.2	113,453	98
	TOTAL OSCE UNIFIED BUDGET	168,585	(9,183.8)	159,401	0.0	159,401	147,084	8,140.9	155,225	97

Chapter III - Financial Statements

**STATEMENT 1: OSCE Consolidated Statement of Income,
Expenditure and Changes in Fund Balance**
for the year ending 31 December 2005

EUR '000		TOTAL OSCE*	
	Note	2005	2004
Assessed Contributions	2/5	159,401	171,958
Extra-budgetary Contributions	3	27,260	21,367
Miscellaneous Income	2/5	2,938	3,504
Currency Exchange Adjustments	2/4	793	(993)
Savings on prior year ULO's	9	917	1,816
Other Adjustments	10	(386)	337
TOTAL INCOME	2/5	190,923	197,990
TOTAL EXPENDITURE	2/6	180,089	191,201
EXCESS OF INCOME OVER EXPENDITURE		10,834	6,788
Transfer to Wallnerstrasse Fund	2/2	3,960	0
Less credits to participating States/Transfers	2/7	(17,374)	(16,906)
Refund of unspent XB contributions to Donors		(1,534)	(489)
Fund Balance 1 January		65,938	76,545
Fund Balance at Period End	2/8	61,823	65,938

STATEMENT 2: OSCE Consolidated Statement of Assets, Liabilities and Fund Balance
as at 31 December 2005

EUR '000		TOTAL OSCE*	
	Note	2005	2004
Assets			
Cash and Short-term Deposits Budgetary	2/3	49,044	62,099
Cash and Short-term Deposits Extra-budgetary	2/3	40,542	34,628
Assessed Contributions Receivable	4	10,758	7,886
Accounts Receivable	5	3,165	4,419
Prepaid Expenses and Advances	6	6,395	5,687
TOTAL ASSETS		109,904	114,719
Liabilities			
Accounts Payable	8	6,637	4,862
Reserve for unliquidated obligations	9	11,525	10,263
Funds held for third parties	11	3,570	1,969
Contributions Received in Advance	12	20,919	26,186
Other Current Liabilities		186	331
TOTAL LIABILITIES		42,837	43,611
Reserves and Fund Balances			
Unallocated surplus	2/7	354	280
Revolving Fund	2/2	2,710	2,710
Contingency Fund	2/2	2,180	2,180
Fund Balance	2/8	61,823	65,938
TOTAL RESERVES AND FUND BALANCE		67,067	71,108
TOTAL LIABILITIES, RESERVES AND FUND BALANCE		109,904	114,719

Note: Contingent Liabilities - see Note 14

* Unified Budget, IRMA, Wallnerstrasse and Extra-budgetary

STATEMENT 3: OSCE Consolidated Statement of Cash Flow

for the year ending 31 December 2005

EUR '000	TOTAL OSCE*
	2005
NET EXCESS (SHORTFALL) OF INCOME OVER EXPENDITURE	10,834
(Increase) decrease in assessed contributions receivable	(2,872)
(Increase) decrease in accounts receivable	1,254
(Increase) decrease in prepaid expenditure and advances	(708)
Increase (decrease) in contributions received in advance	(5,267)
Increase (decrease) in reserve for unliquidated obligations	1,262
Increase (decrease) in accounts payable	1,775
Increase (decrease) in other current liabilities	(145)
NET CASH FLOW FROM OPERATING ACTIVITIES	6,133
Increase (Decrease) in Unallocated Surplus	73
Increase (decrease) in funds held for third parties	1,601
Credits to participating States/Transfers	(17,374)
Refund of unspent Extra-budgetary contribution	(1,534)
Transfer to Wallnerstrasse Fund	3,960
NET CASH FLOW FROM FINANCING ACTIVITIES	(13,274)
NET INCREASE (DECREASE) IN CASH	(7,141)

* Unified Budget, IRMA, Wallnerstrasse and Extra-budgetary

STATEMENT 4: Summary of all OSCE Statement of Income, Expenditure and Changes in Fund Balance

for the year ending 31 December 2005

EUR '000															
		Total Institutions		Total Field Operations		Total Unified Budget		IRMA		Wallnerstrasse		Total Extra-budgetary Funds		TOTAL OSCE	
	Note	2005	2004	2005	2004	2005	2004	2005	2004	2005	2004	2005	2004	2005	2004
Assessed Contributions	2/5	43,076	41,453	116,325	130,505	159,401	171,958	0	0	0	0	0	0	159,401	171,958
Extra-budgetary Contributions	3	0	0	0	0	0	0	0	0	0	0	27,260	21,367	27,260	21,367
Miscellaneous Income	2/5	2,653	3,231	288	274	2,941	3,504	(3)	0	0	0	0	0	2,938	3,504
Currency Exchange Adjustments	2/4	(247)	167	155	(301)	(92)	(133)	0	0	0	0	885	(859)	793	(993)
Savings on prior year ULO's	9	273	116	641	1,382	914	1,498	2	1	0	0	0	317	917	1,816
Other Adjustments	10	0	0	0	0	0	0	0	0	0	0	(386)	337	(386)	337
TOTAL INCOME	2/5	45,755	44,967	117,409	131,860	163,164	176,827	(1)	1	0	0	27,760	21,162	190,923	197,990
TOTAL EXPENDITURE	2/6	41,772	40,364	113,453	128,306	155,225	168,670	81	1,956	0	0	24,784	20,575	180,089	191,201
EXCESS OF INCOME OVER EXPENDITURE		3,983	4,603	3,956	3,553	7,940	8,156	(81)	(1,955)	0	0	2,976	587	10,834	6,788
Transfer to Wallnerstrasse Fund	2/2	0	0	0	0	0	0	0	0	3,960	0	0	0	3,960	0
Less credits to participating States/Transfers	2/7	(10,250)	(4,178)	(7,124)	(12,728)	(17,374)	(16,906)	0	0	0	0	0	0	(17,374)	(16,906)
Refund of unspent XB contributions to Donors		0	0	0	0	0	0	0	0	0	0	(1,534)	(489)	(1,534)	(489)
Fund Balance 1 January		15,538	15,113	18,519	27,694	34,058	42,808	81	2,037	0	0	31,799	31,701	65,938	76,545
Fund Balance at Period End	2/8	9,271	15,538	15,352	18,519	24,623	34,058	0	81	3,960	0	33,240	31,799	61,823	65,938

STATEMENT 5: Summary of all OSCE Statement of Assets, Liabilities and Fund Balance

as at 31 December 2005

EUR '000		Note	Total Institutions		Total Field Operations		Total Unified Budget		IRMA		Wallnerstrasse		Total Extra-budgetary Funds		TOTAL OSCE	
			2005	2004	2005	2004	2005	2004	2005	2004	2005	2004	2005	2004	2005	2004
		2/3	45,378	57,851	3,666	4,248	49,044	62,099	0	0	0	0	0	0	49,044	62,099
		2/3	40,542	34,628	0	0	40,542	34,628	0	0	0	0	0	0	40,542	34,628
		4	4,640	3,607	6,118	4,279	10,758	7,886	0	0	0	0	0	0	10,758	7,886
		5	2,400	3,083	615	682	3,016	3,765	0	414	0	0	150	241	3,165	4,419
		6	828	1,748	5,159	3,871	5,988	5,620	0	0	0	0	408	67	6,395	5,687
			29	8,493	26,259	39,102	26,288	47,595	0	0	3,960	0	36,316	33,644	66,564	81,239
			93,818	109,410	41,818	52,183	135,635	161,592	0	414	3,960	0	36,873	33,952	176,468	195,959
		8	4,060	2,610	2,329	1,929	6,388	4,539	0	0	0	0	249	323	6,637	4,862
		9	1,457	1,895	6,684	6,518	8,141	8,412	0	20	0	0	3,384	1,831	11,525	10,263
		11	3,551	1,878	19	92	3,570	1,969	0	0	0	0	0	0	3,570	1,969
		12	20,509	25,777	409	409	20,919	26,186	0	0	0	0	0	0	20,919	26,186
			49,688	56,487	16,963	24,640	66,651	81,128	0	312	0	0	(87)	(201)	66,564	81,239
			37	54	62	76	99	130	0	0	0	0	87	201	186	331
			79,302	88,701	26,466	33,663	105,768	122,364	0	332	0	0	3,633	2,154	109,401	124,850
		2/7	354	280	0	0	354	280	0	0	0	0	0	0	354	280
		2/2	2,710	2,710	0	0	2,710	2,710	0	0	0	0	0	0	2,710	2,710
		2/2	2,180	2,180	0	0	2,180	2,180	0	0	0	0	0	0	2,180	2,180
		2/8	9,271	15,538	15,352	18,519	24,623	34,058	0	81	3,960	0	33,240	31,799	61,823	65,938
			14,515	20,709	15,352	18,519	29,867	39,228	0	81	3,960	0	33,240	31,799	67,067	71,108
			93,818	109,410	41,818	52,183	135,635	161,592	0	414	3,960	0	36,873	33,952	176,468	195,959

TOTAL LIABILITIES, RESERVES AND FUND BALANCE

STATEMENT 6: Summary of all OSCE Statement of Cash Flow

for the year ending 31 December 2005

EUR '000	Total Institutions	Total Field Operations	Total Unified Budget	IRMA	Wallnerstrasse	Total Extra-Budgetary Funds	TOTAL OSCE
	2005	2005	2005	2005	2005	2005	2005
EXCESS (SHORTFALL) OF INCOME OVER EXPENDITURE	3,933	3,956	7,940	(81)	0	2,976	10,834
(Increase) decrease in assessed contributions receivable	(1,033)	(1,839)	(2,872)	0	0	0	(2,872)
(Increase) decrease in accounts receivable	682	66	749	414	0	92	1,254
(Increase) decrease in prepaid expenditure and advances	920	(1,288)	(368)	0	0	(340)	(708)
(Increase) decrease in inter-fund balances receivable	8,464	12,843	21,307	0	(3,960)	(2,672)	14,675
Increase (decrease) in contributions received in advance	(5,267)	0	(5,267)	0	0	0	(5,267)
Increase (decrease) in reserve for unliquidated obligations	(438)	166	(272)	(20)	0	1,553	1,262
Increase (decrease) in accounts payable	1,449	400	1,850	0	0	(74)	1,775
Increase (decrease) in other current liabilities	(17)	(14)	(31)	0	0	(114)	(145)
Increase (decrease) in inter-fund balances payable	(6,799)	(7,677)	(14,476)	(312)	0	114	(14,675)
NET CASH FLOW FROM OPERATING ACTIVITIES	1,945	6,614	8,558	0	(3,960)	1,534	6,133
(Increase) Decrease in Unallocated Surplus	73	0	73	0	0	0	73
Increase (decrease) in funds held for third parties	1,673	(73)	1,601	0	0	0	1,601
Credits to participating States	(10,250)	(7,124)	(17,374)	0	0	0	(17,374)
Refund of unspent Extra-budgetary contribution	0	0	0	0	0	(1,534)	(1,534)
Transfer to Wallnerstrasse Fund	0	0	0	0	3,960	0	3,960
NET CASH FLOW FROM FINANCING ACTIVITIES	(8,504)	(7,196)	(15,700)	0	3,960	(1,534)	(13,274)
NET INCREASE (DECREASE) IN CASH	(6,559)	(582)	(7,141)	0	0	0	(7,141)

STATEMENT 7: Summary of all OSCE Statement of Cash Surplus*
for the year ending 31 December 2005

EUR '000	Total Institutions	Total Field Operations	Total Unified Budget
EXCESS OF INCOME OVER EXPENDITURE	2005	2005	2005
Add Contributions Receivable 1. Jan	3,983	3,956	7,940
Less Contributions Receivable at Period End	3,607	4,279	7,886
	(4,640)	(6,118)	(10,758)
CASH SURPLUS FOR THE YEAR	2,950	2,117	5,067
Cash Surplus 1. Jan	11,931	14,240	26,172
Less Credits to participating States/Transfers	(10,250)	(7,124)	(17,374)
Cash Surplus at Period End	4,631	9,233	13,865
Add contributions receivable at Period End	4,640	6,118	10,758
Fund Balance at Period End	9,271	15,352	24,623

* See note 2/7

STATEMENT 8: OSCE Secretariat and Institutions, Statement of Income, Expenditure and Changes in Fund Balance
for the Year ending 31 December 2005

EUR '000		Office for Democratic Institutions and Human Rights				High Commissioner on National Minorities		Representative on Freedom of the Media		Total Secretariat and Institutions	
	Note	2005	2004	2005	2004	2005	2004	2005	2004	2005	2004
Assessed Contributions	2/5	27,319	26,518	11,964	11,523	2,698	2,491	1,096	921	43,076	41,453
Miscellaneous Income	2/5	2,522	3,221	125	3	3	6	2	0	2,653	3,231
Currency Exchange Adjustments	2/4	(275)	250	29	(83)	(1)	0	0	0	(247)	167
Savings on prior year ULO's	9	164	99	99	3	1	0	10	13	273	116
TOTAL INCOME	2/5	29,730	30,088	12,217	11,447	2,701	2,498	1,107	934	45,755	44,967
TOTAL EXPENDITURE	2/6	26,400	25,934	11,693	11,096	2,604	2,433	1,074	900	41,772	40,364
EXCESS OF INCOME OVER EXPENDITURE		3,330	4,154	524	351	97	64	33	33	3,983	4,603
Less credits to participating States/Transfers	2/7	(9,753)	(4,291)	(366)	184	(110)	(22)	(21)	(50)	(10,250)	(4,178)
Fund Balance 1 January		12,977	13,114	1,934	1,398	478	436	148	165	15,538	15,113
Fund Balance at Period End		6,554	12,977	2,092	1,934	465	478	160	148	9,271	15,538

STATEMENT 9: OSCE Secretariat and Institutions, Statement of Assets, Liabilities and Fund Balance

as at 31 December 2005

		The Secretariat		Office for Democratic Institutions and Human Rights		High Commissioner on National Minorities		Representative on Freedom of the Media		Total Secretariat and Institutions	
		2005	2004	2005	2004	2005	2004	2005	2004	2005	2004
EUR '000											
Note		2005	2004	2005	2004	2005	2004	2005	2004	2005	2004
2/3	Cash and Short-term Deposit Budgetary	44,050	56,494	1,247	1,350	81	7	0	0	45,378	57,851
2/3	Cash and Short-term Deposit Extra-budgetary	40,542	34,628	0	0	0	0	0	0	40,542	34,628
4	Assessed Contributions Receivable	2,953	2,349	1,278	951	303	232	106	75	4,640	3,607
5	Accounts Receivable	2,258	2,974	121	90	21	19	0	0	2,400	3,083
6	Prepaid Expenses and Advances	105	120	719	1,615	4	13	0	0	828	1,748
	Due From Other Funds	(233)	7,968	0	4	141	343	122	178	29	8,493
	TOTAL ASSETS	89,675	104,532	3,364	4,010	551	614	228	253	93,818	109,410
8	Accounts Payable	3,830	2,238	183	339	46	38	0	(5)	4,060	2,610
9	Reserve for unliquidated obligations	958	1,279	429	554	3	10	68	53	1,457	1,895
11	Funds held for third parties	3,406	1,681	145	196	0	0	0	0	3,551	1,878
12	Contributions Received in Advance	20,509	25,777	0	0	0	0	0	0	20,509	25,777
	Due To Other Funds	49,173	55,371	515	988	0	71	0	57	49,688	56,487
	Other Current Liabilities	1	38	0	0	36	17	0	0	37	54
	TOTAL LIABILITIES	77,877	86,384	1,272	2,077	85	135	68	105	79,302	88,701
2/7	Unallocated surplus	354	280	0	0	0	0	0	0	354	280
2/7	Revolving Fund	2,710	2,710	0	0	0	0	0	0	2,710	2,710
2/2	Contingency Fund	2,180	2,180	0	0	0	0	0	0	2,180	2,180
	Fund Balance	6,554	12,977	2,092	1,934	465	478	160	148	9,271	15,538
	TOTAL RESERVES AND FUND BALANCE	11,798	18,148	2,092	1,934	465	478	160	148	14,515	20,709
	TOTAL LIABILITIES, RESERVES AND FUND BALANCE	89,675	104,532	3,364	4,010	551	614	228	253	93,818	109,410

STATEMENT 10: OSCE Secretariat and Institutions, Statement of Cash Flow

for the year ending 31 December 2005

EUR '000	The Secretariat	Office for Democratic Institutions and Human Rights	High Commissioner on National Minorities	Representative on Freedom of the Media	Total Secretariat and Institutions
	2005	2005	2005	2005	2005
EXCESS (SHORTFALL) OF INCOME OVER EXPENDITURE	3,330	524	97	33	3,983
(Increase) decrease in assessed contributions receivable	(604)	(327)	(70)	(31)	(1,033)
(Increase) decrease in accounts receivable	715	(30)	(3)	0	682
(Increase) decrease in prepaid expenditure and advances	15	896	9	0	920
(Increase) decrease in inter-fund balances receivable	8,202	4	202	57	8,464
Increase (decrease) in contributions received in advance	(5,267)	0	0	0	(5,267)
Increase (decrease) in reserve for unliquidated obligations	(321)	(125)	(7)	15	(438)
Increase (decrease) in accounts payable	1,592	(156)	8	5	1,449
Increase (decrease) in other current liabilities	(37)	0	20	0	(17)
Increase (decrease) in inter-fund balances payable	(6,199)	(472)	(71)	(57)	(6,799)
NET CASH FLOW FROM OPERATING ACTIVITIES	1,426	314	184	21	1,945
(Increase) Decrease in Unallocated Surplus	73	0	0	0	73
Increase (decrease) in funds held for third parties	1,725	(52)	0	0	1,673
Credits to participating States	(9,753)	(366)	(110)	(21)	(10,250)
NET CASH FLOW FROM FINANCING ACTIVITIES	(7,955)	(418)	(110)	(21)	(8,504)
NET INCREASE (DECREASE) IN CASH	(6,529)	(104)	74	0	(6,559)

STATEMENT 11: OSCE Secretariat and Institutions, Statement of Cash Surplus*
for the year ending 31 December 2005

	The Secretariat	Office for Democratic Institutions and Human Rights	High Commissioner on National Minorities	Representative on Freedom of the Media	Total Secretariat and Institutions
EUR '000	2005	2005	2005	2005	2005
EXCESS OF INCOME OVER EXPENDITURE					
Add Contributions Receivable 1. Jan	3,330	524	97	33	3,983
Less Contributions Receivable at Period End	2,349	951	232	75	3,607
	(2,953)	(1,278)	(303)	(106)	(4,640)
CASH SURPLUS FOR THE YEAR	2,725	197	27	1	2,950
Cash Surplus 1. Jan	10,629	983	246	73	11,931
Less Credits to participating States / Transfers	(9,753)	(366)	(110)	(21)	(10,250)
Cash Surplus at Period End	3,601	814	162	54	4,631
Add contributions receivable at Period End	2,953	1,278	303	106	4,640
Fund Balance at Period End	6,554	2,092	465	160	9,271

* See note 2/7

STATEMENT 12: Summary by Region OSCE Field Operations, Statement of Income, Expenditure and Changes in Fund Balance
for the year ending 31 December 2005

EUR '000		South-Eastern Europe		Eastern Europe		Caucasus		Central Asia		Total Regions		Closed Funds		Total Field Operations	
	Note	2005	2004	2005	2004	2005	2004	2005	2004	2005	2004	2005	2004	2005	2004
Assessed Contributions	2/5	84,993	95,668	4,108	3,236	17,030	22,772	10,194	8,829	116,325	130,505	0	0	116,325	130,505
Miscellaneous Income		197	191	19	38	29	35	44	10	288	274	0	0	288	274
Currency Exchange Adjustments	2/4	121	(42)	45	(39)	(53)	(98)	42	(122)	155	(301)	0	0	155	(301)
Savings on prior year ULO's	9	483	969	51	10	64	345	43	58	641	1,382	0	0	641	1,382
TOTAL INCOME	2/5	85,795	96,786	4,222	3,246	17,070	23,054	10,323	8,775	117,409	131,860	0	0	117,409	131,860
TOTAL EXPENDITURE	2/6	83,845	93,904	3,873	3,170	16,294	22,600	9,442	8,633	113,453	128,306	0	0	113,453	128,306
EXCESS OF INCOME OVER EXPENDITURE		1,950	2,881	350	76	776	454	881	142	3,956	3,553	0	0	3,956	3,553
Less credits to participating States/Transfers	2/7	(4,380)	(11,591)	(151)	(97)	(1,834)	(665)	(433)	(72)	(6,798)	(12,425)	(326)	(303)	(7,124)	(12,728)
Fund Balance 1 January		12,144	20,854	614	635	3,855	4,066	1,236	1,167	17,850	26,721	670	973	18,519	27,694
Fund Balance at Period End		9,714	12,144	813	614	2,796	3,855	1,685	1,236	15,008	17,850	344	670	15,352	18,519

EUR '000														Total Field Operations	
	Note	South-Eastern Europe		Eastern Europe		Caucasus		Central Asia		Total Regions		Closed Funds		2005	2004
		2005	2004	2005	2004	2005	2004	2005	2004	2005	2004	2005	2004		
Cash and Short-term Deposit Budgetary	2/3	2,102	2,249	460	271	364	950	739	778	3,666	4,248	0	0	3,666	4,248
Assessed Contributions Receivable	4	3,953	2,557	292	231	1,126	879	525	367	5,897	4,034	222	245	6,118	4,279
Accounts Receivable	5	490	572	32	32	0	5	94	73	615	682	0	0	615	682
Prepaid Expenses and Advances	6	2,328	1,751	96	38	2,307	1,698	428	385	5,159	3,871	0	0	5,159	3,871
Due From Other Funds		23,544	32,458	579	673	1,197	4,344	749	1,144	26,069	38,620	190	482	26,259	39,102
TOTAL ASSETS		32,418	39,586	1,459	1,246	4,995	7,876	2,534	2,747	41,406	51,455	412	727	41,818	52,183
Accounts Payable	8	1,179	1,618	83	21	923	248	145	42	2,329	1,929	0	0	2,329	1,929
Reserve for unliquidated obligations	9	5,038	5,208	274	238	819	640	553	431	6,684	6,518	0	0	6,684	6,518
Funds held for third parties	11	18	90	0	0	0	0	0	1	19	92	0	0	19	92
Contributions Received in Advance	12	0	0	0	0	409	409	0	0	409	409	0	0	409	409
Due To Other Funds		16,427	20,466	283	372	38	2,707	147	1,037	16,895	24,583	68	58	16,963	24,640
Other current liabilities		42	60	7	0	9	16	4	0	62	76	0	0	62	76
TOTAL LIABILITIES		22,704	27,442	647	632	2,198	4,020	849	1,511	26,398	33,606	68	58	26,466	33,663
Fund Balance		9,714	12,144	813	614	2,796	3,855	1,685	1,236	15,008	17,850	344	670	15,352	18,519
TOTAL FUND BALANCE		9,714	12,144	813	614	2,796	3,855	1,685	1,236	15,008	17,850	344	670	15,352	18,519
TOTAL LIABILITIES AND FUND BALANCE		32,418	39,586	1,459	1,246	4,995	7,876	2,534	2,747	41,406	51,455	412	727	41,818	52,183

STATEMENT 14: Summary by Region OSCE Field Operations, Statement of Cash Flow
for the year ending 31 December 2005

EUR '000	South-Eastern Europe	Eastern Europe	Caucasus	Central Asia	Total Regions	Closed Funds	Total Field Operations
	2005	2005	2005	2005	2005	2005	2005
EXCESS (SHORTFALL) OF INCOME OVER EXPENDITURE							
(Increase) decrease in assessed contributions receivable	(1,396)	(61)	(248)	(158)	(1,863)	24	(1,839)
(Increase) decrease in accounts receivable	82	0	5	(21)	66	0	66
(Increase) decrease in prepaid expenditure and advances	(577)	(58)	(609)	(43)	(1,288)	0	(1,288)
(Increase) decrease in inter-fund balances receivable	8,914	94	3,147	396	12,552	291	12,843
Increase (decrease) in reserve for unliquidated obligations	(171)	35	179	123	166	0	166
Increase (decrease) in accounts payable	(439)	61	675	102	400	0	400
Increase (decrease) in other current liabilities	(18)	8	(7)	4	(14)	0	(14)
Increase (decrease) in inter-fund balances payable	(4,039)	(90)	(2,669)	(890)	(7,688)	11	(7,677)
NET CASH FLOW FROM OPERATING ACTIVITIES	4,305	340	1,249	394	6,288	326	6,614
Increase (decrease) in funds held for third parties	(72)	0	0	(1)	(73)	0	(73)
Credits to participating States	(4,380)	(151)	(1,834)	(433)	(6,798)	(326)	(7,124)
NET CASH FLOW FROM FINANCING ACTIVITIES	(4,452)	(151)	(1,834)	(433)	(6,870)	(326)	(7,196)
NET INCREASE (DECREASE) IN CASH	(147)	189	(585)	(39)	(582)	0	(582)

STATEMENT 15: Summary by Region OSCE Field Operations, Statement of Cash Surplus*
for the year ending 31 December 2005

EUR '000	South-Eastern Europe	Eastern Europe	Caucasus	Central Asia	Total Regions	Closed Funds	Total Field Operations
	2005	2005	2005	2005	2005	2005	2005
EXCESS OF INCOME OVER EXPENDITURE							
Add Contributions Receivable 1. Jan	1,950	350	776	881	3,956	0	3,956
Less Contributions Receivable at Period End	2,557 (3,953)	231 (292)	879 (1,126)	367 (525)	4,034 (5,897)	245 (222)	4,279 (6,118)
CASH SURPLUS FOR THE YEAR	553	288	528	724	2,093	24	2,117
Cash Surplus 1. Jan	9,587	383	2,976	869	13,816	424	14,240
Less Credits to participating States/Transfers	(4,380)	(151)	(1,834)	(433)	(6,798)	(326)	(7,124)
Cash Surplus at Period End	5,761	520	1,670	1,160	9,111	122	9,233
Add contributions receivable at Period End	3,953	292	1,126	525	5,897	222	6,118
Fund Balance at Period End	9,714	813	2,796	1,685	15,008	344	15,352

* See note 2/7

STATEMENT 16: OSCE Field Operations South-Eastern Europe, Statement of Income, Expenditure and Changes in Fund Balance
for the year ending 31 December 2005

		Mission in Kosovo		Tasks in Bosnia and Herzegovina		Mission to Croatia		Mission to Serbia and Montenegro		Presence in Albania		Spillover Monitor Mission to Skopje		Total South-Eastern Europe	
		2005	2004	2005	2004	2005	2004	2005	2004	2005	2004	2005	2004	2005	2004
	Note														
Assessed Contributions	2/5	34,147	40,627	17,583	19,106	9,219	10,197	9,324	9,590	3,658	3,643	11,062	12,505	84,993	95,668
Miscellaneous Income	2/5	42	65	40	73	77	34	26	23	8	0	4	(4)	197	191
Currency Exchange Adjustments	2/4	4	(5)	8	(7)	59	(31)	8	(8)	22	0	22	9	121	(42)
Savings on prior year ULO's	9	183	406	21	63	35	78	34	122	36	28	175	272	483	969
TOTAL INCOME	2/5	34,376	41,093	17,652	19,235	9,390	10,278	9,392	9,728	3,724	3,671	11,261	12,781	85,795	96,786
TOTAL EXPENDITURE	2/6	33,959	39,786	17,400	18,751	9,070	10,020	9,128	9,382	3,548	3,573	10,739	12,391	83,845	93,904
EXCESS OF INCOME OVER EXPENDITURE		417	1,306	251	484	320	257	264	346	176	98	522	390	1,950	2,881
Less credits to participating States / Transfers	2/7	(1,764)	(8,000)	(713)	(698)	(258)	(328)	(799)	(708)	(98)	(239)	(748)	(1,616)	(4,380)	(11,591)
Fund Balance 1 January		4,819	11,513	2,275	2,490	947	1,018	1,660	2,023	740	881	1,702	2,929	12,144	20,854
Fund Balance at Period End		3,472	4,819	1,813	2,275	1,009	947	1,126	1,660	818	740	1,476	1,702	9,714	12,144

EUR '000

STATEMENT 17: OSCE Field Operations South-Eastern Europe, Statement of Assets, Liabilities and Fund Balance

as at 31 December 2005

		Mission in Kosovo		Tasks in Bosnia and Herzegovina		Mission to Croatia		Mission to Serbia and Montenegro		Presence in Albania		Spillover Monitor Mission to Skopje		Total South-Eastern Europe	
	Note	2005	2004	2005	2004	2005	2004	2005	2004	2005	2004	2005	2004	2005	2004
Cash and Short-term Deposit Budgetary	2/3	643	720	365	466	194	427	375	196	130	99	395	340	2,102	2,249
Assessed Contributions Receivable	4	1,409	834	909	655	387	233	430	254	362	319	457	262	3,953	2,557
Accounts Receivable	5	3	0	174	111	0	0	0	5	26	95	287	361	490	572
Prepaid Expenses and Advances	6	518	424	0	22	385	409	922	225	50	11	454	659	2,328	1,751
Due From Other Funds		19,954	24,291	1,092	2,165	530	722	0	1,651	774	583	1,194	3,047	23,544	32,458
TOTAL ASSETS		22,526	26,270	2,541	3,418	1,496	1,791	1,726	2,330	1,341	1,108	2,787	4,669	32,418	39,586
Accounts Payable	8	696	828	106	615	13	17	221	76	54	26	88	55	1,179	1,618
Reserve for unliquidated obligations	9	1,880	2,148	622	172	473	621	375	351	468	245	1,219	1,673	5,038	5,208
Funds held for third parties	11	0	0	12	14	0	0	0	0	0	8	7	69	18	90
Due To Other Funds		16,441	18,417	(12)	343	0	206	5	243	0	89	(7)	1,169	16,427	20,466
Other current liabilities		37	59	0	0	0	0	0	0	0	0	4	1	42	60
TOTAL LIABILITIES		19,054	21,451	728	1,143	487	844	601	670	523	368	1,311	2,967	22,704	27,442
Fund Balance		3,472	4,819	1,813	2,275	1,009	947	1,126	1,660	818	740	1,476	1,702	9,714	12,144
TOTAL FUND BALANCE		3,472	4,819	1,813	2,275	1,009	947	1,126	1,660	818	740	1,476	1,702	9,714	12,144
TOTAL LIABILITIES AND FUND BALANCE		22,526	26,270	2,541	3,418	1,496	1,791	1,726	2,330	1,341	1,108	2,787	4,669	32,418	39,586

EUR '000

STATEMENT 18: OSCE Field Operations South-Eastern Europe, Statement of Cash Flow
for the year ending 31 December 2005

	Mission in Kosovo	Tasks in Bosnia and Herzegovina	Mission to Croatia	Mission to Serbia and Montenegro	Presence in Albania	Spillover Monitor Mission to Skopje	Total South-Eastern Europe
EUR '000	2005	2005	2005	2005	2005	2005	2005
NET EXCESS (SHORTFALL) OF INCOME OVER EXPENDITURE	417	251	320	264	176	522	1,950
(Increase) decrease in assessed contributions receivable	(575)	(254)	(154)	(176)	(43)	(195)	(1,396)
(Increase) decrease in accounts receivable	(3)	(64)	0	5	69	74	82
(Increase) decrease in prepaid expenditure and advances	(93)	21	25	(697)	(38)	205	(577)
(Increase) decrease in inter-fund balances receivable	4,337	1,073	192	1,651	(191)	1,852	8,914
Increase (decrease) in reserve for unliquidated obligations	(268)	450	(147)	24	224	(454)	(171)
Increase (decrease) in accounts payable	(131)	(509)	(4)	145	28	32	(439)
Increase (decrease) in other current liabilities	(22)	0	0	0	0	3	(18)
Increase (decrease) in inter-fund balances payable	(1,976)	(354)	(206)	(238)	(89)	(1,176)	(4,039)
NET CASH FLOW FROM OPERATING ACTIVITIES	1,687	615	24	977	136	865	4,305
Increase (decrease) in funds held for third parties	0	(2)	0	0	(7)	(63)	(72)
Credits to participating States	(1,764)	(713)	(258)	(799)	(98)	(748)	(4,380)
NET CASH FLOW FROM FINANCING ACTIVITIES	(1,764)	(715)	(258)	(799)	(106)	(810)	(4,452)
NET INCREASE (DECREASE) IN CASH	(77)	(100)	(233)	179	31	55	(147)

STATEMENT 19: OSCE Field Operations South-Eastern Europe, Statement of Cash Surplus*
for the year ending 31 December 2005

	Mission in Kosovo	Tasks in Bosnia and Herzegovina	Mission to Croatia	Mission to Serbia and Montenegro	Presence in Albania	Spillover Monitor Mission to Skopje	Total South-Eastern Europe
	2005	2005	2005	2005	2005	2005	2005
EXCESS OF INCOME OVER EXPENDITURE							
Add Contributions Receivable 1. Jan	417	251	320	264	176	522	1,950
Less Contributions Receivable at Period End	834	655	233	254	319	262	2,557
	(1,409)	(909)	(387)	(430)	(362)	(457)	(3,953)
CASH SURPLUS/(DEFICIT) FOR THE YEAR	(158)	(2)	165	88	133	327	553
Cash Surplus 1. Jan	3,985	1,620	714	1,407	421	1,440	9,587
Less Credits to participating States / Transfers	(1,764)	(713)	(258)	(799)	(98)	(748)	(4,380)
Cash Surplus at Period End	2,063	904	622	696	456	1,020	5,761
Add contributions receivable at Period End	1,409	909	387	430	362	457	3,953
Fund Balance at Period End	3,472	1,813	1,009	1,126	818	1,476	9,714

* See note 2/7

STATEMENT 20: OSCE Field Operations Eastern Europe, Statement of Income, Expenditure and Changes in Fund Balance
for the year ending 31 December 2005

EUR '000												
Note	2005	2004	2005	2004	2005	2004	2005	2004	2005	2004	2005	2004
Assessed Contributions	2/5	1,486	1,307	1,650	1,057	859	766	105	100	8	4,108	3,236
Miscellaneous Income	2/5	6	23	3	1	9	15	0	0	0	19	38
Currency Exchange Adjustments	2/4	0	(5)	42	(29)	2	(4)	0	0	0	45	(39)
Savings on prior year ULO's	9	47	1	2	7	2	1	0	0	0	51	10
TOTAL INCOME	2/5	1,539	1,326	1,697	1,035	873	778	105	100	8	4,222	3,246
TOTAL EXPENDITURE	2/6	1,440	1,275	1,624	1,034	698	757	105	97	6	3,873	3,170
EXCESS OF INCOME OVER EXPENDITURE		99	51	74	1	175	20	0	3	3	350	76
Less credits to participating States / Transfers	2/7	(21)	13	(2)	(29)	(113)	(71)	(13)	(9)	(1)	(151)	(97)
Fund Balance 1 January		199	135	124	153	254	305	33	39	3	614	635
Fund Balance at Period End		277	199	196	124	316	254	20	33	4	813	614

STATEMENT 21: OSCE Field Operations Eastern Europe, Statement of Assets, Liabilities and Fund Balance
as at 31 December 2005

EUR '000		Mission to Moldova		Project Co-ordinator in Ukraine		Office in Minsk		Rep. on the Estonian Commission on Military Pensioners		Rep. on the Latvian Russian Joint Commission on Military Pensioners		Total Eastern Europe	
	Note	2005	2004	2005	2004	2005	2004	2005	2004	2005	2004	2005	2004
Cash and Short-term Deposit Budgetary	2/3	18	78	404	141	24	51	15	2	0	0	460	271
Assessed Contributions Receivable	4	96	75	100	72	85	74	11	10	0	0	292	231
Accounts Receivable	5	32	32	0	0	0	0	0	0	0	0	32	32
Prepaid Expenses and Advances	6	92	19	0	8	0	1	3	11	0	0	96	38
Due From Other Funds		333	311	0	0	242	320	0	33	4	10	579	673
TOTAL ASSETS		571	514	504	220	351	445	29	57	4	10	1,459	1,246
Accounts Payable	8	61	27	22	(6)	0	1	0	0	0	0	83	21
Reserve for unliquidated obligations	9	233	207	12	16	28	14	0	0	0	1	274	238
Due To Other Funds		0	81	274	86	0	175	9	24	0	6	283	372
Other current liabilities		0	0	0	0	7	0	0	0	0	0	7	0
TOTAL LIABILITIES		294	315	309	96	35	190	9	24	0	7	647	632
Fund Balance		277	199	196	124	316	254	20	33	4	3	813	614
TOTAL FUND BALANCES		277	199	196	124	316	254	20	33	4	3	813	614
TOTAL LIABILITIES AND FUND BALANCE		571	514	504	220	351	445	29	57	4	10	1,459	1,246

STATEMENT 22: OSCE Field Operations Eastern Europe, Statement of Cash Flow for the year ending 31 December 2005

Mission to Moldova		Project Co-ordinator in Ukraine	Office in Minsk	Rep. on the Estonian Commission on Military Pensioners	Rep. on the Russian Commission on Military Pensioners	Total Eastern Europe
2005		2005	2005	2005	2005	2005
99		74	175	0	3	350
NET EXCESS (SHORTFALL) OF INCOME OVER EXPENDITURE						
	(22)	(28)	(11)	(1)	0	(61)
(Increase) decrease in assessed contributions receivable	(74)	7	1	8	0	(58)
(Increase) decrease in prepaid expenditure and advances	(22)	0	78	33	6	94
(Increase) decrease in inter-fund balances receivable	27	(4)	13	0	(1)	35
(Increase (decrease) in reserve for unliquidated obligations	34	28	(1)	0	0	61
Increase (decrease) in accounts payable	0	0	7	0	0	8
Increase (decrease) in Other Current Liabilities	(81)	188	(175)	(15)	(6)	(90)
Increase (decrease) in inter-fund balances payable	(39)	265	87	25	1	340
NET CASH FLOW FROM OPERATING ACTIVITIES						
	(21)	(2)	(113)	(13)	(1)	(151)
Credits to Participating States	(21)	(2)	(113)	(13)	(1)	(151)
NET CASH FLOW FROM FINANCING ACTIVITIES						
	(60)	263	(27)	13	0	189
NET INCREASE (DECREASE) IN CASH						

STATEMENT 23: OSCE Field Operations Eastern Europe, Statement of Cash Surplus*
for the year ending 31 December 2005

	Mission to Moldova	Project Co-ordinator in Ukraine	Office in Minsk	Rep. on the Estonian Commission on Military Pensioners	Rep. on the Latvian Russian Joint Commission on Military Pensioners	Total Eastern Europe
EUR '000	2005	2005	2005	2005	2005	2005
EXCESS OF INCOME OVER EXPENDITURE						
Add Contributions Receivable 1. Jan	99	74	175	0	3	350
Less Contributions Receivable at Period End	75	72	74	10	0	231
	(96)	(100)	(85)	(11)	0	(292)
CASH SURPLUS/(DEFICIT) FOR THE YEAR	77	45	164	(1)	3	288
Cash Surplus 1. Jan	125	53	180	22	3	383
Less credits to participating states / transfers	(21)	(2)	(113)	(13)	(1)	(151)
Cash Surplus at Period End	181	96	231	9	4	520
Add contributions receivable at Period End	96	100	85	11	0	292
Fund Balance at Period End	277	196	316	20	4	813

* See note 2/7

STATEMENT 24: OSCE Field Operations Caucasus, Statement of Income, Expenditure and Changes in Fund Balance

for the year ending 31 December 2005

	Note	Mission to Georgia		Office in Yerevan		Office in Baku		*Funds Relating to the Conflict Dealt with by the OSCE Minsk Conference				Total Caucasus	
		2005	2004	2005	2004	2005	2004	2005	2004	2005	2004	2005	2004
Assessed Contributions	2/5	12,325	18,897	1,461	1,156	1,594	1,339	1,651	1,380	17,030	22,772		
Miscellaneous Income	2/5	10	29	0	0	15	0	4	6	29	35		
Currency Exchange Adjustments	2/4	(55)	(74)	(10)	(10)	6	(7)	5	(7)	(53)	(98)		
Savings on prior year ULO's	9	48	324	2	1	2	6	12	14	64	345		
TOTAL INCOME	2/5	12,328	19,176	1,453	1,147	1,617	1,338	1,672	1,393	17,070	23,054		
TOTAL EXPENDITURE	2/6	11,901	18,809	1,403	1,126	1,472	1,313	1,518	1,352	16,294	22,600		
EXCESS OF INCOME OVER EXPENDITURE		427	367	50	21	145	25	154	41	776	454		
Less credits to participating States / Transfers	2/7	(1,627)	(481)	12	11	(48)	(24)	(171)	(170)	(1,834)	(665)		
Fund Balance 1 January		3,094	3,209	98	66	177	177	486	614	3,855	4,066		
Fund Balance at Period End		1,893	3,094	160	98	275	177	469	486	2,796	3,855		

EUR '000

* Note - Includes the following Funds: High Level Planning Group, The Minsk Process, and Personal Representative of the CIO

STATEMENT 25: OSCE Field Operations Caucasus, Statement of Assets, Liabilities and Fund Balance as at 31 December 2005

		Mission to Georgia		Office in Yerevan		Office in Baku		* Funds Relating to the Conflict Dealt with by the OSCE				Total	
		Georgia		Yerevan		Baku		Minsk Conference				Caucasus	
	Note	2005	2004	2005	2004	2005	2004	2005	2004	2005	2004	2005	2004
Cash and Short-term Deposit Budgetary	2/3	76	698	24	47	206	83	58	122	364	950		
Assessed Contributions Receivable	4	787	597	73	48	79	54	188	180	1,126	879		
Accounts Receivable	5	0	5	0	0	0	0	0	0	0	5		
Prepaid Expenses and Advances	6	2,098	1,655	44	18	165	24	0	0	2,307	1,698		
Due From Other Funds		243	2,715	65	81	149	204	740	1,344	1,197	4,344		
TOTAL ASSETS		3,203	5,670	206	194	599	366	987	1,645	4,995	7,876		
Accounts Payable	8	776	272	5	(1)	139	(23)	3	0	923	248		
Reserve for unliquidated obligations	9	525	514	41	26	186	24	68	77	819	640		
Contributions Received in Advance	12	0	0	0	0	0	0	409	409	409	409		
Due To Other Funds		0	1,789	0	71	0	173	38	674	38	2,707		
Other current liabilities		9	1	0	0	0	15	0	0	9	16		
TOTAL LIABILITIES		1,310	2,575	46	96	324	189	518	1,160	2,198	4,020		
Fund Balance		1,893	3,094	160	98	275	177	469	486	2,796	3,855		
TOTAL FUND BALANCES		1,893	3,094	160	98	275	177	469	486	2,796	3,855		
TOTAL LIABILITIES AND FUND BALANCE		3,203	5,670	206	194	599	366	987	1,645	4,995	7,876		

* Note - Includes the following Funds: High Level Planning Group, The Minsk Process, and Personal Representative of the CIO

STATEMENT 26: OSCE Field Operations Caucasus, Statement of Cash Flow

for the year ending 31 December 2005

	Mission to Georgia	Office in Yerevan	Office in Baku	* Funds Relating to the Conflict Dealt with by the OSCE Minsk Conference	Total Caucasus
EUR '000	2005	2005	2005	2005	2005
NET EXCESS (SHORTFALL) OF INCOME OVER EXPENDITURE	427	50	145	154	776
(Increase) decrease in assessed contributions receivable	(191)	(24)	(25)	(8)	(248)
(Increase) decrease in accounts receivable	5	0	0	0	5
(Increase) decrease in prepaid expenditure and advances	(442)	(26)	(141)	0	(609)
(Increase) decrease in inter-fund balances receivable	2,472	15	56	604	3,147
Increase (decrease) in reserve for unliquidated obligations	11	15	162	(10)	179
Increase (decrease) in accounts payable	504	6	162	3	675
Increase (decrease) in other current liabilities	8	0	(15)	0	(7)
Increase (decrease) in inter-fund balances payable	(1,789)	(71)	(173)	(635)	(2,669)
NET CASH FLOW FROM OPERATING ACTIVITIES	1,005	(35)	170	108	1,249
Credits to participating States	(1,627)	12	(48)	(171)	(1,834)
NET CASH FLOW FROM FINANCING ACTIVITIES	(1,627)	12	(48)	(171)	(1,834)
NET INCREASE (DECREASE) IN CASH	(622)	(23)	123	(63)	(585)

* Note - Includes the following Funds: High Level Planning Group, The Minsk Process, and Personal Representative of the CIO

STATEMENT 27: OSCE Field Operations Caucasus, Statement of Cash Surplus*
for the year ending 31 December 2005

	Mission to Georgia	Office in Yerevan	Office in Baku	** Funds Relating to the Conflict Dealt with by the OSCE		Total Caucasus
				Minsk Conference		
EUR '000	2005	2005	2005	2005	2005	2005
EXCESS OF INCOME OVER EXPENDITURE						
Add Contributions Receivable 1. Jan	427	50	145	154	776	
Less Contributions Receivable at Period End	597	48	54	180	879	
	(787)	(73)	(79)	(188)	(1,126)	
CASH SURPLUS FOR THE YEAR	236	26	120	146	528	
Cash Surplus 1. Jan	2,498	50	123	306	2,976	
Less Credits to participating States / Transfers	(1,627)	12	(48)	(171)	(1,834)	
Cash Surplus at Period End	1,106	87	196	281	1,670	
Add contributions receivable at Period End	787	73	79	188	1,126	
Fund Balance at Period End	1,893	160	275	469	2,796	

* See note 2/7

** Note - Includes the following Funds: High Level Planning Group, The Minsk Process, and Personal Representative of the CIO

STATEMENT 28: OSCE Field Operations Central Asia, Statement of Income, Expenditure and Changes in Fund Balance
for the year ending 31 December 2005

EUR '000		Centre in Almaty		Centre in Ashgabad		Centre in Bishkek		Centre in Tashkent		Centre in Dushanbe		Total Central Asia	
	Note	2005	2004	2005	2004	2005	2004	2005	2004	2005	2004	2005	2004
Assessed Contributions	2/5	1,684	1,435	1,051	767	2,455	1,824	1,276	1,338	3,729	3,465	10,194	8,829
Miscellaneous Income	2/5	3	0	19	5	1	3	0	0	20	2	44	10
Currency Exchange Adjustments	2/4	7	(29)	2	(3)	29	(5)	8	(3)	(3)	(82)	42	(122)
Savings on prior year ULO's	9	12	7	0	1	23	14	4	6	4	29	43	58
TOTAL INCOME	2/5	1,705	1,414	1,072	770	2,508	1,836	1,288	1,341	3,749	3,414	10,323	8,775
TOTAL EXPENDITURE	2/6	1,542	1,402	789	754	2,227	1,765	1,195	1,313	3,689	3,400	9,442	8,633
EXCESS OF INCOME OVER EXPENDITURE		164	12	283	16	282	71	93	29	60	14	881	142
Less credits to participating States / Transfers	2/7	(50)	(17)	(72)	(9)	(23)	(11)	(40)	(22)	(247)	(13)	(433)	(72)
Fund Balance 1 January		152	157	159	152	210	151	161	155	553	552	1,236	1,167
Fund Balance at Period End		266	152	370	159	469	210	214	161	367	553	1,685	1,236

STATEMENT 29: OSCE Field Operations Central Asia, Statement of Assets, Liabilities and Fund Balance
as at 31 December 2005

EUR '000		Centre in Almaty		Centre in Ashgabad		Centre in Bishkek		Centre in Tashkent		Centre in Dushanbe		Total Central Asia	
	Note	2005	2004	2005	2004	2005	2004	2005	2004	2005	2004	2005	2004
Cash and Short-term Deposit Budgetary	2/3	191	122	35	10	107	221	31	105	375	321	739	778
Assessed Contributions Receivable	4	74	47	56	38	108	62	66	52	220	167	525	367
Accounts Receivable	5	0	0	0	0	94	73	0	0	0	0	94	73
Prepaid Expenses and Advances	6	40	92	3	0	240	259	45	30	100	4	428	385
Due From Other Funds		20	31	321	430	221	0	187	238	0	446	749	1,144
TOTAL ASSETS		325	291	415	478	769	615	330	425	694	938	2,534	2,747
Accounts Payable	8	6	4	5	1	7	34	46	3	81	2	145	42
Reserve for unliquidated obligations	9	54	74	40	106	290	175	71	56	99	19	553	431
Funds held for third parties	11	0	1	0	0	0	0	0	0	0	0	0	1
Due To Other Funds		0	60	0	212	0	196	0	205	147	363	147	1,037
Other current liabilities		0	0	0	0	4	0	0	0	0	0	4	0
TOTAL LIABILITIES		59	139	46	319	301	405	117	263	327	384	849	1,511
Fund Balance		266	152	370	159	469	210	214	161	367	553	1,685	1,236
TOTAL FUND BALANCE		266	152	370	159	469	210	214	161	367	553	1,685	1,236
TOTAL LIABILITIES AND FUND BALANCE		325	291	415	478	769	615	330	425	694	938	2,534	2,747

STATEMENT 30: OSCE Field Operations Central Asia, Statement of Cash Flow
for the year ending 31 December 2005

EUR '000	Centre in Almaty	Centre in Ashgabad	Centre in Bishkek	Centre in Tashkent	Centre in Dushanbe	Total Central Asia
	2005	2005	2005	2005	2005	2005
EXCESS (SHORTFALL) OF INCOME OVER EXPENDITURE	164	283	282	93	60	881
(Increase) decrease in assessed contributions receivable	(28)	(18)	(46)	(14)	(52)	(158)
(Increase) decrease in accounts receivable	0	0	(20)	0	0	(21)
(Increase) decrease in prepaid expenditure and advances	52	(3)	19	(15)	(96)	(43)
(Increase) decrease in inter-fund balances receivable	11	109	(221)	50	446	396
Increase (decrease) in reserve for unliquidated obligations	(21)	(66)	116	15	79	123
Increase (decrease) in accounts payable	2	4	(27)	44	79	102
Increase (decrease) in other current liabilities	0	0	4	0	0	4
Increase (decrease) in inter-fund balances payable	(60)	(212)	(196)	(205)	(216)	(890)
NET CASH FLOW FROM OPERATING ACTIVITIES	120	97	(91)	(34)	301	394
Increase (decrease) in funds held for third parties	(1)	0	0	0	0	(1)
Credits to participating States	(50)	(72)	(23)	(40)	(247)	(433)
NET CASH FLOW FROM FINANCING ACTIVITIES	(51)	(72)	(23)	(40)	(247)	(433)
NET INCREASE (DECREASE) IN CASH	69	25	(114)	(74)	54	(39)

STATEMENT 31: OSCE Field Operations Central Asia, Statement of Cash Surplus*
for the year ending 31 December 2005

EUR '000	Centre in Almaty	Centre in Ashgabad	Centre in Bishkek	Centre in Tashkent	Centre in Dushanbe	Total Central Asia
	2005	2005	2005	2005	2005	2005
EXCESS OF INCOME OVER EXPENDITURE						
Add Contributions Receivable 1. Jan	164	283	282	93	60	881
Less Contributions Receivable at Period End	47	38	62	52	167	367
	(74)	(56)	(108)	(66)	(220)	(525)
CASH SURPLUS FOR THE YEAR	136	265	236	78	8	724
Cash Surplus 1. Jan	105	121	148	109	386	869
Less Credits to participating States / Transfers	(50)	(72)	(23)	(40)	(247)	(433)
Cash Surplus at Period End	191	314	360	147	147	1,160
Add contributions receivable at Period End	74	56	108	66	220	525
Fund Balance at Period End	266	370	469	214	367	1,685

* See note 2/7

STATEMENT 32: Extra-budgetary Part 1 Statement of Income, Expenditure and Changes in Fund Balance
for the year ending 31 December 2005

	Note	Fund to support OSCE action for peace, democracy and stability in BiH		Fund to foster the integration of recently admitted participating States		Fund for activities relating to Economic and Environmental Aspects of Security		Fund for activities related to the Removal and Destruction of Russian Ammunition and Armaments from Moldova			Fund relating to the Stability Pact for South Eastern Europe	
		2005	2004	2005	2004	2005	2004	2005	2004	2005	2004	2005
Extra-budgetary Contributions	3	549	962	0	2	944	1,032	10	0	0	0	0
Miscellaneous Income	2/5	0	0	0	0	0	0	0	0	0	0	0
Currency Exchange Adjustments	2/4	0	0	0	0	0	0	885	(859)	0	0	0
Savings on prior year ULO's	9	0	1	0	0	0	0	0	0	0	0	0
Other Adjustments	10	0	0	14	(13)	(119)	(61)	(266)	0	(4)	0	0
TOTAL INCOME	2/5	550	963	14	(11)	826	971	629	(859)	(4)	0	0
TOTAL EXPENDITURE	2/6	696	1,262	7	20	742	1,024	6	1,549	40	159	159
EXCESS OF INCOME OVER EXPENDITURE		(146)	(300)	7	(31)	84	(53)	623	(2,408)	(44)	(159)	(159)
Refund of unspent XB contributions to Donors		(329)	(62)	0	0	(1)	0	(55)	0	0	(3)	(3)
Fund Balance 1 January		2,144	2,506	59	90	600	653	9,889	12,297	113	275	275
Fund Balance at Period End		1,669	2,144	66	59	682	600	10,457	9,889	69	113	113

EUR '000

STATEMENT 33: Extra-budgetary Part 1 Statement of Assets, Liabilities and Fund Balance

as at 31 December 2005

		Fund to support OSCE action for peace, democracy and stability in BiH		Fund to foster the integration of recently admitted participating States		Fund for activities relating to Economic and Environmental Aspects of Security		Fund for activities related to the Removal and Destruction of Russian Ammunition and Armaments from Moldova		Fund relating to the Stability Pact for South Eastern Europe	
	Note	2005	2004	2005	2004	2005	2004	2005	2004	2005	2004
Accounts Receivable	5	147	239	0	0	0	0	0	0	0	0
Prepaid Expenses and Advances	6	85	85	0	0	11	0	0	0	0	0
Due From Other Funds		1,499	1,905	66	59	707	659	10,457	10,002	69	113
TOTAL ASSETS		1,732	2,230	66	59	718	659	10,457	10,002	69	113
Accounts Payable	8	13	13	0	0	0	0	0	0	0	0
Reserve for unliquidated obligations	9	49	72	0	0	36	59	0	113	0	0
Due To Other Funds		0	0	0	0	0	0	0	0	0	0
TOTAL LIABILITIES		62	86	0	0	36	60	0	113	0	0
Fund Balance		1,669	2,144	66	59	682	600	10,457	9,889	69	113
TOTAL FUND BALANCE		1,669	2,144	66	59	682	600	10,457	9,889	69	113
TOTAL LIABILITIES AND FUND BALANCE		1,732	2,230	66	59	718	659	10,457	10,002	69	113

EUR '000

STATEMENT 34: Extra-budgetary Part 1 Statement of Cash Flow
for the year ending 31 December 2005

		Fund to support OSCE action for peace, democracy and stability in BiH	Fund to foster the integration of recently admitted participating States	Fund for activities relating to Economic and Environmental Aspects of Security	Fund for activities related to the Removal and Destruction of Russian Ammunition and Armaments from Moldova	Fund relating to the Stability Pact for South Eastern Europe
EUR '000		2005	2005	2005	2005	2005
EXCESS (SHORTFALL) OF INCOME OVER EXPENDITURE		(146)	7	84	623	(44)
(Increase) decrease in accounts receivable		92	0	0	0	0
(Increase) decrease in prepaid expenditure and advances		0	0	(11)	0	0
(Increase) decrease in inter-fund balances receivable		406	(7)	(48)	(455)	44
Increase (decrease) in reserve for unliquidated obligations		(23)	0	(24)	(113)	0
Increase (decrease) in accounts payable		0	0	0	0	0
Increase (decrease) in inter-fund balances payable		0	0	0	0	0
NET CASH FLOW FROM OPERATING ACTIVITIES		329	0	1	55	0
Refund of unspent Extra-budgetary contribution		(329)	0	(1)	(55)	0
NET CASH FLOW FROM FINANCING ACTIVITIES		(329)	0	(1)	(55)	0
NET INCREASE (DECREASE) IN CASH		0	0	0	0	0

STATEMENT 35: Extra-budgetary Part 2 Statement of Income, Expenditure and Changes in Fund Balance
for the year ending 31 December 2005

	Note	Fund for activities related to the Reduction of Military Forces and Equipment from Georgia				Bishkek Conference		Other Activities and Special Projects		Total Extra-budgetary Funds	
		2005	2004	2005	2004	2005	2004	2005	2004	2005	2004
Extra-budgetary Contributions	3	35	665	0	0	0	0	25,721	18,706	27,260	21,367
Miscellaneous Income	2/5	0	0	0	0	0	0	0	0	0	0
Currency Exchange Adjustments	2/4	0	0	0	0	0	0	0	0	885	(859)
Savings on prior year ULO's	9	0	11	0	0	0	0	0	305	0	317
Other Adjustments	10	0	0	0	0	(10)	411	(10)	411	(386)	337
TOTAL INCOME	2/5	35	676	0	0	0	0	25,711	19,423	27,760	21,162
TOTAL EXPENDITURE	2/6	84	522	0	0	0	0	23,208	16,039	24,784	20,575
EXCESS OF INCOME OVER EXPENDITURE		(49)	154	0	0	0	0	2,503	3,384	2,976	587
Refund of unspent XB contributions to Donors		(2)	0	0	0	(1,148)	(425)	(1,148)	(425)	(1,534)	(489)
Fund Balance 1 January		1,172	1,018	26	26	17,795	14,836	17,795	14,836	31,799	31,701
Fund Balance at Period End		1,121	1,172	26	26	19,150	17,795	19,150	17,795	33,240	31,799

EUR '000

STATEMENT 36: Extra-budgetary Part 2 Statement of Assets, Liabilities and Fund Balance
as at 31 December 2005

	Note	Fund for activities related to the Reduction of Military Forces and Equipment from Georgia				Bishkek Conference		Other Activities and Special Projects		Total Extra-budgetary Funds	
		2005	2004	2005	2004	2005	2004	2005	2004	2005	2004
EUR '000											
Accounts Receivable	5	0	0	0	0	0	2	2	2	150	241
Prepaid Expenses and Advances	6	0	0	0	0	0	(18)	311	(18)	408	67
Due From Other Funds		1,146	1,192	26	26	22,346	19,687			36,316	33,644
TOTAL ASSETS		1,146	1,192	26	26	22,659	19,671			36,873	33,952
Accounts Payable	8	0	0	0	0	235	310			249	323
Reserve for unliquidated obligations	9	25	20	0	0	3,274	1,566			3,384	1,831
Due To Other Funds		0	0	0	0	(87)	(201)			(87)	(201)
Other current liabilities		0	0	0	0	87	201			87	201
TOTAL LIABILITIES		25	20	0	0	3,510	1,876			3,633	2,154
Fund Balance		1,121	1,172	26	26	19,150	17,795			33,240	31,799
TOTAL FUND BALANCE		1,121	1,172	26	26	19,150	17,795			33,240	31,799
TOTAL LIABILITIES AND FUND BALANCE		1,146	1,192	26	26	22,659	19,671			36,873	33,952

STATEMENT 37: Extra-budgetary Part 2 Statement of Cash Flow
for the year ending 31 December 2005

EUR '000	Fund for activities related to the Reduction of Military Forces and Equipment from Georgia	Bishkek Conference	Other Activities and Special Projects	Total Extra-budgetary Funds
	2005	2005	2005	2005
EXCESS (SHORTFALL) OF INCOME OVER EXPENDITURE				
(Increase) decrease in accounts receivable	0	0	0	92
(Increase) decrease in prepaid expenditure and advances	0	0	(329)	(340)
(Increase) decrease in inter-fund balances receivable	46	0	(2,659)	(2,672)
Increase (decrease) in reserve for unliquidated obligations	5	0	1,708	1,553
Increase (decrease) in accounts payable	0	0	(74)	(74)
Increase (decrease) in other current liabilities	0	0	(114)	(114)
Increase (decrease) in inter-fund balances payable	0	0	114	114
NET CASH FLOW FROM OPERATING ACTIVITIES	2	0	1,148	1,534
Refund of unspent Extra-budgetary contribution	(2)	0	(1,148)	(1,534)
NET CASH FLOW FROM FINANCING ACTIVITIES	(2)	0	(1,148)	(1,534)
NET INCREASE (DECREASE) IN CASH	0	0	0	0

Chapter IV - Notes to the Financial Statements

Notes to the Financial Statements

Note 1 - Objectives

Since the beginning of the Helsinki process in 1973, the Conference for Security and Co-operation in Europe (CSCE) and now the Organization for Security and Co-operation in Europe (OSCE), has taken a broad and comprehensive view of security.

The OSCE has a comprehensive and co-operative approach to security that integrates politico-military, economic and environmental and human dimension issues. In this endeavour the OSCE is engaged in a wide range of operational activities that address security issues including arms control, preventive diplomacy, confidence and security-building measures, human rights, police development, rule of law, border monitoring, anti-terrorism measures, election monitoring and economic and environmental aspects of security.

Its 55 participating States cover continental Europe, the Caucasus, Central Asia and North America, and it co-operates with Mediterranean and Asian partners. Within its region, the OSCE is a primary instrument for early warning, conflict prevention, crisis management and post-conflict rehabilitation.

Note 2 - Significant Accounting Policies

2/1 Basis of presentation

The financial statements of the Organization are presented in thousands of Euro and are prepared in accordance with the Financial Regulations, the United Nations System Accounting Standards, and stated accounting policies.

2/2 Fund Accounting

The OSCE operates a system of fund accounting and the resulting financial statements present the financial results of budgetary Funds approved under PC.DEC/672 dated 17 May 2005 and subsequent budget revisions, the IRMA Fund, the Wallnerstrasse Fund and Extra-budgetary Funds.

For purposes of the presentation and approval of the 2005 Unified Budget, Funds were grouped under (i) Funds related to the Secretariat and Institutions and (ii) Funds related to Field Operations, with the latter, in turn, being grouped into regions. This presentation is also followed in this Financial Report and Financial Statements.

The following Funds were operated during the year:

a) Standard Scale of Contributions for 2005-2007

(PC.DEC/704 dated 24 November 2005)

I. FUNDS RELATED TO THE SECRETARIAT AND INSTITUTIONS

- The Secretariat
- Office for Democratic Institutions and Human Rights (ODIHR)
- High Commissioner on National Minorities (HCNM)
- Representative on Freedom of the Media (RFoM)

b) Field Operations Scale of Contributions for 2005-2007

(PC.DEC/704 dated 24 November 2005)

II. FUNDS RELATED TO OSCE FIELD OPERATIONS

South-Eastern Europe

- Mission in Kosovo
- Tasks in Bosnia and Herzegovina
- Mission to Croatia
- Mission to Serbia and Montenegro
- Presence in Albania
- Spillover Monitor Mission to Skopje

Eastern Europe

- Mission to Moldova
- Project Co-ordinator in Ukraine
- Office in Minsk
- Representative to the Estonian Commission on Military Pensioners
- Representative to the Latvian-Russian JC on Military Pensioners

Caucasus

- Mission to Georgia
- Office in Yerevan
- Office in Baku
- High Level Planning Group
- The Minsk Process
- Personal Representative of the CIO

Central Asia

- Centre in Almaty
- Centre in Ashgabad
- Centre in Bishkek
- Centre in Tashkent
- Centre in Dushanbe

Missions and Field Operations whose mandate has expired for one financial year are grouped under "Closed Field Operations Funds".

This includes the following Funds:

- Kosovo, Sandjak and Vojvodina
- Mission to Estonia
- Expert Mission to Ukraine
- Mission to Latvia
- Representative to the Joint Committee on the Skundra Radar Station
- Sanctions Assistance Missions
- Action Against Terrorism Fund
- Assistance Group to Chechnya

c) Revolving and Contingency Funds

- The Revolving Fund, amounting to EUR 2.7 million was established by the Permanent Council (PC.DEC/133, 27 June 1996) to meet the short-term cash requirements of duly authorised OSCE activities that could result from the period between the billing and payment of assessed contributions.
- The Contingency Fund, amounting to EUR 2.18 million was established by the Permanent Council (PC.DEC/182, 17 July 1997) to allow OSCE to act immediately after the adoption of a Permanent Council decision on a new activity and to cover the corresponding financial requirements prior to the approval of the relevant supplementary budget.

Neither the Revolving Fund nor the Contingency Fund were utilized during the 2005 Financial Year.

The Statement of Cash Flows for the Revolving and Contingency Funds for the year ending 31 December 2005, expressed in thousands of Euro, is as follows:

EUR '000	Revolving Fund	Contingency Fund
Balance 1 January 2005	2,710	2,180
Cash Outflow	-	-
Cash Inflow	-	-
Balance 31 December 2005	2,710	2,180

d) IRMA

The Integrated Resource Management (IRMA) Fund, amounting to EUR 6.9 million, was established by the Permanent Council (PC.DEC/493, 25 July 2002) for the development and implementation of the IRMA system. The Fund covers a project implementation period of three years

with the balance carried forward from one year to the next. Total expenditure for 2005 amounted to EUR 81 thousand with details below. The IRMA Fund was closed on 31 December 2005 and the unspent balance of EUR 3 thousand was credited as Miscellaneous Income to the Secretariat Fund. As such, this amount forms part of the 2005 Cash Surplus and will be credited to participating States in accordance with Financial Regulation 7.07.

IRMA Fund Expenditure for 2005

EUR '000	
Staff Costs	15.4
Consultancy Services	65.3
Total	80.7

e) Wallnerstrasse Fund

The Wallnerstrasse Fund, amounting to EUR 3.96 million, was established by the Permanent Council (PC.DEC/709, 15 December 2005) for the financing of the OSCE's share of the costs related to the renovation and refurbishment of the designated premises, as well as those related to the required adjustments to this building and security arrangements. The Fund will cover an implementation period extending to the end of 2007, with the balance carried forward from one year to the next. An amount of EUR 3.96 million was allocated to the Wallnerstrasse Fund from the cash surplus for the financial year 2004. There was no expenditure under this Fund in 2005.

The EUR 1.3 million originally budgeted in 2005 for New OSCE Premises was reduced to zero as part of the 2005 OSCE Unified Budget Revision (PC.DEC/715, 19 January 2006).

f) Extra-budgetary Funds (see Note 3)

2/3 Cash

Cash is managed centrally to ensure the safekeeping of funds and to reduce exchange rate and interest rate exposure (Provisional Financial/Administrative Instruction Five on Income and Cash Management). Cash, bank balances and short-term investments as at 31 December 2005 amounted to EUR 89.6 million. EUR 49.1 million of this amount is in respect of budgetary funds (including Revolving, Contingency Funds) and EUR 40.5 million is in respect of extra-budgetary contributions. After the final adjustments were made and the accounts closed, the actual net amount due from the Secretariat to all Extra-budgetary Funds amounted to EUR 36.4 million. A detailed schedule of Bank and Cash Balances is reflected in Appendix I. In accordance with Financial Regulation 5.02, short-term investments were made during the year in the form of time deposits of funds not needed for immediate requirements. A schedule of investments made during the year and the respective interest rates are reflected in Appendix II.

2/4 Transactions Involving Foreign Currencies

Transactions in foreign currencies are recorded in Euro at the UN Monthly Operational Rates of Exchange in effect on the date of the transactions. At the end of the financial year assets and liabilities are valued at the rates applicable as at 31 December. Gains and losses arising from transactions and translation are recorded as currency exchange adjustments and amounted to a net gain of EUR 793 thousand in 2005. This was mainly due to the appreciation of the US Dollar against the Euro. The major part of the unrealised gain in the amount of EUR 855 thousand is recorded against the Fund for Activities related to the Removal and Destruction of Russian Ammunition and Armaments from Moldova. In compliance with Provisional Financial/Administrative Instruction Five on Income and Cash Management, large exchange rate gains or losses incurred under extra-budgetary programmes/projects have been credited or charged to the respective extra-budgetary programmes/projects.

2/5 Budget and Income

Income from assessed contributions from participating States is recorded on an accrual basis. Accrued income for the financial year ending 31 December 2005 amounted to EUR 159.4 million, which is equal to the OSCE 2005 Unified Budget Revision (PC.DEC/715 dated 19 January 2006). Total miscellaneous income, which is mainly bank interest, amounted to EUR 2.9 million in 2005.

2/6 Expenditure

Expenditure is accounted for on an accrual and modified accrual basis. The cost of services is recorded on an accrual basis as expenditure of the current financial year, based on physical delivery. The cost of supplies and equipment is recorded on a modified accrual basis as expenditure in the current financial year based on the existence of a legally enforceable contract. Budgetary expenditure amounted to EUR 155.2 million, extra-budgetary expenditure amounted to EUR 24.8 million and IRMA Fund expenditure amounted to EUR 0.1 million, for a total of EUR 180.1 million in 2005.

2/7 Cash Surplus or Deficit

At the end of each financial year, the cash surplus or deficit for the Funds financed through assessed contributions is determined by calculating the excess of income received over expenditure or the excess of expenditure over income received, as the case may be. The cash surplus of all Funds financed through assessed contributions is credited against contributions of the participating States in accordance with the scale(s) of distribution for the year to which the surplus relates, during the year following the year in which the accounts are accepted by the Permanent Council. The allocation to a participating State of its share of the cash surplus is deferred in cases where the State is in arrears for the year to which the surplus relates and until such time as these arrears are paid in full (Financial Regulation 7.07). The accumulated undistributed cash surplus, which amounted to EUR 354 thousand as at 31 December 2005, is presented as an unallocated surplus in the Statement of Assets, Liabilities and Fund balances.

The formula used to calculate the cash surplus / deficit, as in previous years, is as follows:

EUR '000	Statement 4 - Total UB
Assessed Contributions	159,401
+ Miscellaneous Income	2,941
+/- Foreign Exchange gain / (loss)	(92)
+ Savings on prior year Unliquidated Obligations	914
+ Other Adjustments	0
= Total Income	163,164
- Total Expenditure	(155,225)
	Statement 7 - Total UB
= Excess of Income over Expenditure	7,939
+ Assessed Contributions receivable on 1 January 2005	7,886
- Assessed Contributions receivable on 31 December 2005	(10,758)
= Cash Surplus for the year 2005	5,067
+ Cash Surplus 1 January 2005	26,172
- Distribution of cash surplus/transfers	(17,374)
= Cash Surplus as at 31 December 2005	13,865
+ Assessed Contributions receivable on 31 December 2005	10,758
= Fund Balance as at 31 December 2005	24,623

Therefore the declared cash surplus for 2005 amounts to EUR 5,067 thousand. This is comprised of the excess of income over expenditure of EUR 7,939 thousand net of the increase in Assessed Contributions Receivable of EUR 2,872 thousand (EUR 10,758 less EUR 7,886).

The distribution of cash surplus/transfers of EUR 17,374 thousand includes the distribution of the 2003 cash surplus of EUR 13,414 thousand and the transfer to the Wallnerstrasse Fund from the 2004 cash surplus of EUR 3,960 thousand.

2/8 Fund Balance

The total Fund Balance at 31 December 2005 contains five elements, the cash surplus payable to participating States in 2006 and 2007, the reserve for assessed contributions receivable, the IRMA Fund, the Wallnerstrasse Fund and balances relating to Extra-budgetary projects funded by donors, as detailed in the following table.

EUR Million	
2004 Cash surplus payable 2006	8.8
2005 Cash surplus payable 2007	5.1
Reserve for Assessed Contributions receivable	10.8
Wallnerstrasse Fund	3.9
Total Extra-budgetary Fund Balance	33.2
Total Fund Balance	61.8

The 2004 cash surplus payable in 2006 of EUR 8.8 million is made up of the 2004 cash surplus of EUR 12.76 million, less the transfer to the Wallnerstrasse Fund of EUR 3.96 million.

2/9 Contributions In-Kind

Contributions in-kind in the form of salaries for seconded staff, rental of premises and equipment are not recorded in the accounts of the Organization. For 2005 the estimated value of in kind contributions is approximately EUR 68 million (EUR 77 million in 2004).

2/10 Presentation

The figures in the accounts are presented rounded to the nearest Euro thousand. This may result in totals that are different by EUR 1-2,000.

Note 3 - Extra-budgetary Contributions

Income from Extra-budgetary contributions is recorded on a cash basis. Extra-budgetary contributions pledged in 2005 amounted to EUR 28.3 million, of which EUR 23.9 million was received in 2005 and EUR 4.4 million was outstanding as at 31 December 2005. Extra-budgetary contributions received in 2005 in respect of pledges made in 2004 amounted to EUR 3.4 million. Total extra-budgetary contributions received in 2005 amounted to EUR 27.3 million (see Note 10 "Other Adjustments").

Extra-budgetary Funds established by the Permanent Council are as follows:

- The Fund to foster the integration of recently admitted participating States (PC.DEC/23, 2 March 1995);
- The Fund to support OSCE Action for Peace, Democracy and Stability in Bosnia and Herzegovina (PC.DEC/101, 11 January 1996);
- The Fund for Activities Related to Economic Aspects of Security (PC.DEC/150, 19 December 1996);
- The Fund relating to the Stability Pact for South Eastern Europe (PC.DEC/306, 1 July 1999);
- The Fund for Activities Related to the Removal and Destruction of Russian Ammunition and Armaments from Moldova (PC.DEC/329, 9 December 1999);
- The Fund for Activities related to the reduction of Military Forces and equipment from Georgia (293rd Reinforced Meeting of the Permanent Council on Georgia, 17 July 2000);
- The Bishkek International Conference on Enhancing Security and Stability in Central Asia: Strengthening Comprehensive Efforts to Counter Terrorism (PC.DEC/440, 11 October 2001).

Extra-budgetary contributions that do not fall under Funds established by the Permanent Council are classified, under "Other Activities and Special Projects".

Expenditure of Extra-budgetary resources amounted to EUR 24.8 million for the year ended 31 December 2005 (EUR 20.6 million in 2004).

Note 4 - Assessed Contributions

4/1 Assessed Contributions Receivable

Assessed Contributions Receivable as at 31 December 2005 amounted to a total of EUR 10.8 million (EUR 7.9 million in 2004). Assessed Contributions of EUR 3.8 million relating to 2005 were received in the first quarter of 2006. An aged schedule of Assessed Contributions Receivable as at 31 December 2005 is reflected in Appendix III.

4/2 Uncollected Assessed Contributions

If a participating State has not paid all its assessed contributions and dues for special financing for the preceding financial year by 1 April of the current financial year, the Secretary General requests that participating State to pay its arrears within 60 days. If payment is not made in full during that period, the Secretary General requests an explanation of the reasons for non-payment from the participating State concerned. The Secretary General informs the Advisory Committee on Management and Finance of the steps taken as well as other initiatives undertaken and consults the Chairman-in-Office. If the amount of arrears of a participating State equals or exceeds the amount of the contributions due for the preceding two full years the Chairman-in-Office refers the issue to the Permanent Council. The Permanent Council shall take concrete measures to ensure early payment by the participating State concerned (Ref. Financial Regulation 4.09).

Assessed contributions receivable from participating States whose arrears equalled or exceeded the amount of contributions due for the preceding two full years amounted to EUR 6.8 million as at 31 December 2005 (EUR 6.6 million in 2004), detailed as follows:

EUR '000				
Participating State	2003 and prior	2004	2005	Balance
Armenia	610	72	45	727
Georgia	781	72	45	898
Kyrgyzstan	873	72	45	990
Moldova	642	72	45	759
Tajikistan	385	72	45	502
Turkmenistan	711	72	45	828
Uzbekistan	1,616	248	209	2,073
Total	5,618	680	479	6,777

In 2005 these participating States paid a combined total of approximately EUR 333 thousand towards prior years' outstanding contributions as follows:

EUR '000	
Participating State	Amount paid in 2005
Armenia	75
Georgia	41
Kyrgyzstan	10
Moldova	72
Tajikistan	35
Turkmenistan	60
Uzbekistan	40
Total	333

Payments of assessed contributions by participating States are credited to that State's assessments in the order in which those assessments are made (Financial Regulations 4.06)

Note 5 - Accounts Receivable

Accounts receivable amounted to EUR 3.2 million as at 31 December 2005 (EUR 4.4 million in 2004). This amount is comprised primarily of VAT reimbursements receivable, amounts receivable from participating States and rent reimbursable from the Austrian government.

Note 6 - Prepaid Expenditure and Advances

Prepaid Expenditure and Advances amounted to EUR 6.4 million as at 31 December 2005 (EUR 5.7 million in 2004). This amount is comprised primarily of advances to suppliers and implementing partners and advances to staff for travel.

Note 7 - Material Assets

The policies and procedures for the management of material assets are set out in the Provisional Financial/Administrative Instruction Seven on Asset Management for Goods and Services.

Definition

Material assets are defined as:

- Tangible assets with a minimum cost of EUR 1,000 and a useful life of minimum of two (2) years or
- Attractive assets with a cost below EUR 1,000, but which bear a special importance due to their nature or area of use, such as mobile phones, GPS units and handheld radios.

Accounting Policy

The cost of a material asset comprises its purchase price, non-refundable import duties and purchase taxes, initial delivery and handling costs, installation fees, and any direct costs of bringing the material asset to working condition for its intended use.

The purchase cost of material assets is charged to expenditure on purchase and therefore, is not reflected as an asset on the balance sheet. The OSCE maintains separate material asset records, including the historical acquisition cost, accumulated depreciation and net book value. Income from the disposal of surplus assets is normally recorded as miscellaneous income and simultaneously the historical acquisition cost and depreciation are removed from the material asset records. Data from this module is used as the basis of this disclosure note to the financial statements.

The historical acquisition cost of material assets as at 31 December 2005 is EUR 64.2 million, the accumulated depreciation is EUR 51.1 million and the net book value is EUR 13.1 million. The movement in material assets during the year is summarised in the following table.

EUR '000	Total	Total
Historical acquisition cost	2005	2004
Balance at 1 January	67,729	68,172
Additions	5,704	8,751
Disposals	(9,246)	(9,193)
Cost Adjustments	5	(1)
Balance at 31 December	64,192	67,729
Accumulated depreciation		
Balance at 1 January	(52,373)	(50,879)
Depreciation charge for year	(6,806)	(9,721)
Disposals	8,135	8,227
Balance at 31 December	(51,044)	(52,373)
Net book value as at 31 December	13,148	15,356

The following table shows the distribution of material assets by Fund.

	Historical Acquisition Cost	Net Book Value as at 31 Dec.2005	Percentage based on Net book Value
EUR '000			
I. Funds Related to the Secretariat and Institutions			
The Secretariat	6,069	1,325	10%
ODIHR	1,452	417	3%
HCNM	243	56	0%
RFoM	55	19	0%
II. Funds Related to the OSCE Field Operations			
<u>South-Eastern Europe</u>			
Mission in Kosovo	23,658	3,099	24%
Task in Bosnia and Herzegovina	7,419	439	3%
Mission to Croatia	2,422	457	3%
Mission to Serbia and Montenegro	2,754	643	5%
Presence in Albania	2,613	873	7%
Spillover Monitor Mission in Skopje	5,205	1,395	11%
<u>Eastern Europe</u>			
Mission to Moldova	491	169	1%
Project Co-ordinator in Ukraine	197	46	0%
Office in Minsk	212	72	1%
Representative to the Estonian Commission on Military Pensioners	33	2	0%
<u>Caucasus</u>			
Mission to Georgia	6,325	2,173	17%
Office in Yerevan	365	110	1%
Office in Baku	258	125	1%
Funds Relating to the Conflict Dealt with by the Minsk Conference	317	118	1%
<u>Central Asia</u>			
Centre in Almaty	257	123	1%
Centre in Ashgabat	208	103	1%
Centre in Bishkek	1,913	905	7%
Centre in Tashkent	339	106	1%
Centre in Dushanbe	1,385	370	3%
Total	64,192	13,148	100%

Useful life is the period of time over which an asset is expected to provide service potential to the Organization. Depreciation is calculated using the straight-line method so as to depreciate the initial cost over the estimated useful life. The categories of material assets and the range of useful life for each are as per the following table.

Category of Material Asset	Useful Life - Range of Years	Historical Acquisition Cost EUR'000	%
Power Generation	5	3,107	5%
Office Equipment	3 to 8	3,137	5%
Vehicles and Safety Equipment	3 to 10	20,859	32%
Security Equipment	3 to 8	1,928	3%
Building & Construction	3 to 7	2,304	4%
Information Technology (incl. communications)	2 to 5	23,648	37%
Tools and General	3 to 5	72	0%
Electrical Systems	3 to 10	1,199	2%
Conditioning Systems	2 to 10	1,628	3%
Printing, Audio & Visual Equipment	3 to 8	1,520	2%
Industrial Processing Machinery	4 to 7	20	0%
Furniture & Furnishings	5 to 10	1,321	2%
Materials Handling & Storage	2 to 10	655	1%
Domestic Appliances	2 to 7	759	1%
Other Equipment	3 to 8	2,035	3%
Total		64,192	100%

The historical acquisition cost of material assets retired in 2005 is EUR 9,246 thousand. The net book value of material assets retired in 2005 is EUR 1,111 thousand.

Taking into account proceeds from sale and insurance claims the net loss on material assets retired in 2005 is EUR 744 thousand as shown in the following tables:

Gain/Loss on Material Assets retired in 2005

EUR '000	Total
Historical Acquisition Cost of Retired Assets	9,246
Net Book Value of Retired Assets	1,111
Deduct Proceeds of Sale (including reimbursed amount from employees)	(241)
Deduct Proceeds received from the Insurance company	(126)
(Gain) / Loss	744

Note 8 - Accounts Payable

Accounts Payable amounted to EUR 6.6 million as at 31 December 2005 (EUR 4.9 million in 2004). This amount is comprised of goods and services for which invoices were received but not paid, as well as amounts owing to staff.

Note 9 - Unliquidated Obligations

Unliquidated obligations charged to expenditure as at 31 December 2005 amounted to EUR 11.5 million (EUR 10.3 million in 2004). Savings on prior year unliquidated obligations at 31 December 2005 amounted to 0.9 million.

Savings on prior year Unliquidated Obligations

Fund Name	2004 Reserve for ULO	Expenditure (Savings)/ in 2005 against 2004 Reserve on 2004 ULOs	(Savings)/ Over expenditure
EUR '000			
I. Funds Related to the Secretariat and Institutions			
The Secretariat	1,279	1,115	(164)
ODIHR	554	455	(99)
HCNM	10	9	(1)
RFoM	53	43	(10)
II. Funds Related to the OSCE Field Operations			
<u>South-Eastern Europe</u>			
Mission in Kosovo	2,148	1,965	(183)
Tasks in Bosnia and Herzegovina	172	151	(21)
Mission to Croatia	621	585	(35)
Mission in Serbia and Montenegro	351	317	(34)
Presence in Albania	245	208	(36)
Spillover Monitor Mission to Skopje	1,673	1,498	(175)
<u>Eastern Europe</u>			
Mission to Moldova	207	160	(47)
Project Coordinator in Ukraine	16	14	(2)
Office in Minsk	14	12	(2)
Representative to the Estonian Comm. on Military Pensioners	0	0	0
Repr. to the Latvian-Russian JC on Military Pensioners	1	1	0
<u>Caucasus</u>			
Mission to Georgia	514	466	(48)
Office in Yerevan	26	24	(2)
Office in Baku	24	22	(2)
High Level Planning Group	5	4	(1)
The Minsk Process	26	23	(4)
Personal Repr. of the CiO	46	38	(8)
<u>Central Asia</u>			
Centre in Almaty	74	63	(12)
Centre in Ashgabad	106	106	0
Centre in Bishkek	175	151	(23)
Centre in Tashkent	56	53	(4)
Centre in Dushanbe	19	15	(4)
IRMA	20	18	(2)
Tot. Extra-budgetary Funds	1,831	1,831	-
Grand Total	10,263	9,347	(917)

Note 10 - Other Adjustments

Other adjustments, which are mainly the reclassification of extra-budgetary contributions to funds held for third parties, amounted to a debit of EUR 386 thousand in 2005. In 2004 other adjustments amounted to a credit of EUR 337 thousand, which was mainly the reclassification of funds held for third parties to extra-budgetary contributions.

Note 11 - Funds Held for Third Parties

Funds held for third parties amounted to EUR 3.6 million as at 31 December 2005 (EUR 2.0 million in 2004). This amount consists partly of funds received from participating States in advance of paying salaries to seconded staff on their behalf.

Note 12 - Contributions Received in Advance

Assessed contributions received in advance amounted to EUR 20.9 million as at 31 December 2005 (EUR 26.2 million in 2004). This is mainly due to (a) the distribution of the 2003 cash surplus of EUR 13.4 million, which was credited to the participating States in accordance with the Financial Regulations and (b) the OSCE 2005 Unified Budget Revision which amounted to a reduction of EUR 9.2 million.

Note 13 - Cash and Other Losses

Cash and other losses for the year ended 31 December 2005 amounted to a total of EUR 26,139.48.

Cash and Other Losses for 2005

Fund	Description	EUR
Secretariat	Cash and Other Loss	190.55
ODIHR	Cash and Other Loss	1,147.00
Mission in Kosovo	Cash Loss & Uncollectible Receivable	8,574.50
Task in Bosnia and Herzegovina	Uncollectible Receivable	2,039.66
Mission in Serbia and Montenegro	Cash and Other Loss	732.66
Spillover Monitor Mission to Skopje	Cash and Other Loss	742.05
Mission to Georgia	Uncollectible Receivable	11,370.11
Centre in Almaty	Cash Loss	800.00
Centre in Tashkent	Cash Loss	542.95
Total Cash and Other Losses		26,139.48

Loss and Theft Report for 2005 - Material Assets (Net Book Value)

The net book value of lost and stolen material assets in 2005 amounted to EUR 19,818.

EUR	Loss	Theft	Grand Total
The Secretariat	484	956	1,440
ODIHR	0	491	491
HCNM	925	0	925
Mission to Kosovo	10,930	522	11,452
Tasks in Bosnia and Herzegovina	40	0	40
Mission to Serbian and Montenegro	689	287	975
Presence in Albania	31	0	31
Spillover Monitor Mission to Skopje	1,922	0	1,922
Mission to Georgia	1,116	1,171	2,287
Office in Baku	135	120	255
Total Net Book Value	16,272	3,546	19,818

Note 14 - Contingent Liabilities

A contingent liability is noted as at 31 December 2005 for the OSCE Mission in Kosovo to cover eventual potential liabilities in the amount of EUR 4.6 million.

Note 15 - Ex-Gratia Payments

During 2005 an ex-gratia payment of EUR 3,039 was approved by the Secretary General.

Note 16 - Contractual Obligations and Separation Benefits

The total contractual obligations under the Unified Budget extending beyond 31 December 2005 amount to approximately EUR 10.6 million and the contractual obligations payable if notice was given on 31 December 2005 amount to approximately EUR 1.4 million.

Separation payments under the Unified Budget that would have been due to staff if they had separated on 31 December 2005 amount to approximately EUR 11.9 million. This figure is made up of termination indemnity, accrued annual leave, notice period, repatriation grant, travel and removal costs.

Note 17 - Post Balance Sheet Event

The Budget and Assessed Contributions of the Organization in respect of 2005 were adjusted (reduced) by EUR 9.2 million to EUR 159.4 million as a result of PC.DEC/715, dated 19 January 2006, on the OSCE 2005 Unified Budget Revision.

Note 18 - Provident Fund

The Provident Fund is a defined contribution plan. The employer contributions of 15% and employee contributions of 7.5% of salary plus post adjustment (if applicable) are fixed. Employees may make additional voluntary contributions of up to 15%. The amounts collected are paid into a number of funds, held with Generali Worldwide Insurance Company Limited, Guernsey, Channel Islands (Generali Guernsey), on behalf of the employee. The assets are held by Generali Guernsey in the beneficial ownership of the employee. The Secretary General's responsibility is to establish arrangements to provide a Provident Fund facility to employees and to monitor these arrangements. The closing balance of the Provident Fund as at 31 December 2005 was EUR 42.5 million.

The Provident Fund is administered by Generali Guernsey in accordance with the contract. The OSCE obtains the Financial Statements of Generali Guernsey on an annual basis to review the financial position of the company. The latest available financial statements were in respect of the year ended 31 December 2004 and were audited by PricewaterhouseCoopers CI LLP, Chartered Accountants, who gave an unqualified opinion on the financial statements.

The Provident Fund Summary Statements for the year ending 31 December 2005 is at Annex 1.

Provident Fund Summary Statement
for the year ending 31 December 2005

	DEPOSIT ADMINISTRATION FUNDS				INTERNATIONAL EQUITY FUNDS				EUROPEAN EQUITY FUND			
	Units '000	EUR '000	Units '000	USD '000	Units '000	EUR '000	Units '000	USD '000	Units '000	EUR '000	TOTAL EUR '000	
Opening Balance 1 Jan 2005	24,521	26,014	7,851	8,329	48	952	47	1,264	2	16		
Contributions/Premium Allocation	8,818	9,474	1,998	2,137	9	204	7	214	6	61		
Unit Adjustments	150	161	17	18	-	-	-	6	1	6		
Surrenders	(3,134)	(3,355)	(1,807)	(1,929)	(10)	(216)	(10)	(274)	-	(4)		
Withdrawals	(698)	(749)	(100)	(107)	(2)	(40)	(1)	(21)	-	-		
Switch Out	-	-	-	-	(1)	(19)	(1)	(23)	-	-		
Switch In	18	19	22	23	-	-	-	-	-	-		
Fees (Administration Fee and Establishment Charge)	-	-	-	-	-	-	-	-	-	-		
Total movements during year	5,154	5,550	130	143	(4)	(72)	(4)	(99)	6	63		
Guaranteed Interest on Opening Balance		586		125								
Guaranteed Interest on units accumulated during year		41		(3)								
Deposit Administration Units (additional interest)	391	424	236	254								
Closing Balance 31 December 2005	30,065		8,217		44		43		8			
Market Value as at 31 December 2005		32,615		8,848		1,144		1,320		87		
Exchange Rate				1.176				1.176				
Closing Balance 31 December 2005 in EUR '000		32,615		7,521		1,144		1,122		87	42,489	

Appendix I - Bank and Cash Balances as at 31 December 2005

Financial Institution	Currency	Interest rate	EUR '000 Balance
Bank Austria, Vienna - Current Account	EUR	1.00%	31
Bank Austria, Vienna - Fixed Deposit	EUR	2.32%	39,000
Bank Austria, Vienna - Revolving and Contingency Funds Fixed Deposit	EUR	2.25%	4,890
Bank Austria, Vienna - Current Account	USD	1.50%	83
International Moscow Bank, Moscow - Current Account	USD	0.00%	8
Ceskoslovenska Obchodni Banka, Prague	EUR	0.30%	1
Ceskoslovenska Obchodni Banka, Prague	CZK	0.05%	19
Bank Austria, Vienna - Short-Term Deposit	EUR	2.00%	0
Sub Total: Secretariat Budgetary Bank Accounts			44,032
Bank Austria, Vienna - Current Account	EUR	1.00%	9
Bank Austria, Vienna - Fixed Deposit	EUR	2.32%	33,600
Bank Austria, Vienna - Current Account	USD	1.50%	218
Bank Austria, Vienna - Fixed Deposit	USD	4.28%	6,715
Bank Austria, Vienna - Short-Term Deposit	EUR	2.00%	0
Sub Total: Extra Budgetary Bank Accounts			40,542
Total : Secretariat Bank Accounts			84,554
Raiffeisen Bank, Warsaw - ODIHR	EUR	1.80%	894
Raiffeisen Bank, Warsaw - ODIHR	USD	0.50%	188
Raiffeisen Bank, Warsaw - ODIHR	PLN	0.00%	133
ING Bank, The Hague - HCNM	EUR	1.50%	81
Total: Institutions Bank Accounts			1,296
American Bank of Albania, Tirana	EUR	0.00%	59
American Bank of Albania, Tirana	USD	0.00%	9
American Bank of Albania, Tirana	ALL	0.00%	41
Raiffeisen Bank DD, Sarajevo	EUR	0.00%	221
Raiffeisen Bank DD, Mostar	EUR	0.00%	0
Raiffeisen Bank DD, Tuzla	EUR	0.00%	0
Raiffeisen Bank DD, Banja Luka	EUR	0.00%	0
Raiffeisen Bank DD, Sarajevo	BAM	0.00%	41
Raiffeisen Bank DD, Mostar	BAM	0.00%	0
Splitska banka DD, Split	EUR	0.00%	0
Splitska banka DD, Split	HRK	0.00%	0
Zagrebacka Banka DD, Zagreb	EUR	0.11%	107
Zagrebacka Banka DD, Zagreb	USD	0.19%	0
Zagrebacka Banka DD, Zagreb	HRK	0.50%	71
Raiffeisen Bank Kosovo J.S.C., Kosovo	EUR	0.00%	87
ProCredit Bank, Kosovo	EUR	0.00%	393
Commercial Bank, Podgorica	EUR	2.00%	22
Commercial Bank, Belgrade	EUR	2.00%	317
Commercial Bank, Belgrade	YUM	0.00%	6
ProCredit Bank, Skopje	EUR	0.00%	368
ProCredit Bank, Skopje	USD	0.00%	3
ProCredit Bank, Skopje	MKD	0.00%	13
Hansapank, Tallin	EUR	0.20%	6
Hansapank, Tallin	USD	0.20%	0
Hansapank, Tallin	EEK	0.20%	6
Priorbank, Minsk	EUR	0.00%	16
Priorbank, Minsk	USD	0.00%	2
Priorbank, Minsk	BYR	0.00%	1
Raiffeisenbank, Ukraine	EUR	0.50%	27
Raiffeisenbank, Ukraine	USD	0.50%	33
Raiffeisenbank, Ukraine	UAH	1.00%	280
Universalbank, Moldova	EUR	0.00%	2
Universalbank, Moldova	USD	0.00%	6
Universalbank, Moldova	MDL	0.00%	1
Bank of Georgia, Tbilisi	EUR	0.00%	11
Bank of Georgia, Tbilisi	USD	0.00%	2
Bank of Georgia, Tbilisi	GEL	0.00%	47
International Bank of Azerbaijan, Baku	EUR	0.00%	180
International Bank of Azerbaijan, Baku	USD	0.00%	12
International Bank of Azerbaijan, Baku	AZM	0.00%	7
HSBC, Midland Armenia Bank jsc, Yerevan	EUR	0.00%	16
HSBC, Midland Armenia Bank jsc, Yerevan	USD	0.00%	5
HSBC, Midland Armenia Bank jsc, Yerevan	AMD	0.00%	1
ABN - AMRO Bank Kazakhstan, Almaty	EUR	0.00%	59
ABN - AMRO Bank Kazakhstan, Almaty	USD	0.00%	123
ABN - AMRO Bank Kazakhstan, Almaty	KZT	0.00%	1

Appendix I - Bank and Cash Balances as at 31 December 2005 (continued)

Financial Institution	Currency	Interest rate	EUR '000 Balance
Turkmen Turkish Commercial Bank, Ashgabad	EUR	0.00%	12
Turkmen Turkish Commercial Bank, Ashgabad	USD	0.00%	10
Turkmen Turkish Commercial Bank, Ashgabad	TMM	0.00%	0
Demir Kyrgyz International Bank, Bishkek	EUR	0.00%	11
Demir Kyrgyz International Bank, Bishkek	USD	0.00%	47
Demir Kyrgyz International Bank, Bishkek	KGS	0.00%	6
Demir Kyrgyz International Bank, Osh	EUR	0.00%	22
Demir Kyrgyz International Bank, Osh	USD	0.00%	1
Demir Kyrgyz International Bank, Osh	KGS	0.00%	1
National Bank of Foreign Econ.Act., Tashkent	EUR	1.50%	4
National Bank of Foreign Econ.Act., Tashkent	USD	1.50%	9
National Bank of Foreign Econ.Act., Tashkent	UZS	0.00%	12
Total: Field Operations Bank Accounts			2,739
Total Bank Accounts			88,609
Total Cash			977
Grand Total			89,586

Appendix II - Short-term Investments and Interest Rates for 2005 (EUR)

From	To	Amount EUR '000	Interest Rate % p.A.
22-Dec-04	24-Jan-05	4,890	2.15
27-Dec-04	03-Jan-05	77,500	2.22
29-Dec-04	05-Jan-05	2,100	2.21
03-Jan-05	10-Jan-05	78,500	2.08
05-Jan-05	12-Jan-05	2,100	2.07
10-Jan-05	17-Jan-05	75,500	2.07
12-Jan-05	19-Jan-05	2,000	2.08
17-Jan-05	24-Jan-05	72,500	2.07
19-Jan-05	26-Jan-05	5,000	2.07
20-Jan-05	31-Jan-05	2,000	2.07
21-Jan-05	31-Jan-05	2,000	2.07
24-Jan-05	31-Jan-05	71,500	2.07
24-Jan-05	23-Feb-05	4,890	2.08
26-Jan-05	02-Feb-05	3,500	2.07
31-Jan-05	07-Feb-05	74,500	2.06
02-Feb-05	09-Feb-05	4,000	2.07
03-Feb-05	17-Feb-05	8,000	2.04
07-Feb-05	14-Feb-05	73,200	2.07
09-Feb-05	23-Feb-05	4,000	2.08
11-Feb-05	25-Feb-05	2,000	2.08
14-Feb-05	21-Feb-05	72,800	2.07
15-Feb-05	28-Feb-05	4,000	2.08
16-Feb-05	28-Feb-05	2,500	2.06
17-Feb-05	28-Feb-05	6,500	2.06
21-Feb-05	28-Feb-05	79,300	2.06
23-Feb-05	02-Mar-05	1,000	2.06
23-Feb-05	23-Mar-05	4,890	2.08
25-Feb-05	07-Mar-05	2,500	2.06
28-Feb-05	07-Mar-05	91,900	2.06
07-Mar-05	15-Mar-05	91,100	2.05
09-Mar-05	16-Mar-05	2,000	2.05
15-Mar-05	21-Mar-05	90,500	2.06
16-Mar-05	23-Mar-05	2,500	2.06
21-Mar-05	29-Mar-05	96,200	2.06
23-Mar-05	25-Apr-05	4,890	2.08
29-Mar-05	04-Apr-05	23,500	2.06
29-Mar-05	29-Apr-05	70,000	2.09
31-Mar-05	29-Apr-05	3,500	2.08
04-Apr-05	11-Apr-05	21,600	2.06
11-Apr-05	18-Apr-05	19,800	2.06
14-Apr-05	21-Apr-05	1,000	2.07
18-Apr-05	25-Apr-05	18,300	2.07
25-Apr-05	02-May-05	10,800	2.07
25-Apr-05	25-May-05	4,890	2.08
28-Apr-05	06-May-05	2,000	2.07
29-Apr-05	09-May-05	73,000	2.07
02-May-05	09-May-05	12,200	2.07
04-May-05	11-May-05	2,000	2.08
06-May-05	19-May-05	1,500	2.08
09-May-05	17-May-05	82,300	2.06
11-May-05	18-May-05	1,500	2.06
17-May-05	23-May-05	81,300	2.06
18-May-05	25-May-05	1,500	2.06
19-May-05	20-Jun-05	2,000	2.08
20-May-05	20-Jun-05	5,000	2.08
23-May-05	30-May-05	80,200	2.07
25-May-05	01-Jun-05	1,500	2.07
25-May-05	27-Jun-05	4,890	2.07
30-May-05	06-Jun-05	77,200	2.07
01-Jun-05	08-Jun-05	1,500	2.07
06-Jun-05	13-Jun-05	75,600	2.05
09-Jun-05	16-Jun-05	1,500	2.07
13-Jun-05	20-Jun-05	72,900	2.07
15-Jun-05	15-Jul-05	2,000	2.08
16-Jun-05	18-Jul-05	2,500	2.09
17-Jun-05	18-Jul-05	17,000	2.09
20-Jun-05	27-Jun-05	20,700	2.07
20-Jun-05	20-Jul-05	60,000	2.09
21-Jun-05	29-Jun-05	4,000	2.07
22-Jun-05	29-Jun-05	1,000	2.07
24-Jun-05	11-Jul-05	2,000	2.09
27-Jun-05	04-Jul-05	22,000	2.08
27-Jun-05	27-Jul-05	4,890	2.08
29-Jun-05	11-Jul-05	4,000	2.08
01-Jul-05	11-Jul-05	1,300	2.07
04-Jul-05	08-Jul-05	32,200	2.07
06-Jul-05	13-Jul-05	2,500	2.07

Appendix II - Short-term Investments and Interest Rates for 2005 (continued)

From	To	Amount EUR '000	Interest Rate % p.A.
11-Jul-05	11-Aug-05	34,000	2.08
13-Jul-05	16-Aug-05	2,500	2.08
15-Jul-05	16-Aug-05	10,000	2.08
18-Jul-05	25-Jul-05	17,500	2.07
20-Jul-05	27-Jul-05	57,700	2.07
25-Jul-05	01-Aug-05	21,500	2.08
27-Jul-05	03-Aug-05	54,200	2.08
27-Jul-05	29-Aug-05	4,890	2.08
29-Jul-05	05-Aug-05	1,100	2.08
01-Aug-05	31-Aug-05	20,000	2.09
03-Aug-05	05-Sep-05	49,800	2.10
05-Aug-05	16-Aug-05	2,000	2.08
11-Aug-05	22-Aug-05	1,000	2.08
11-Aug-05	26-Sep-05	33,500	2.10
12-Aug-05	19-Aug-05	2,000	2.07
16-Aug-05	22-Aug-05	11,000	2.07
17-Aug-05	24-Aug-05	2,000	2.08
19-Aug-05	19-Sep-05	2,700	2.09
22-Aug-05	29-Aug-05	8,000	2.07
29-Aug-05	29-Sep-05	11,890	2.09
30-Aug-05	30-Sep-05	2,000	2.09
31-Aug-05	30-Sep-05	19,000	2.09
05-Sep-05	12-Sep-05	44,000	2.08
07-Sep-05	14-Sep-05	2,500	2.07
12-Sep-05	19-Sep-05	39,500	2.08
14-Sep-05	21-Sep-05	2,500	2.08
19-Sep-05	26-Sep-05	41,200	2.08
20-Sep-05	28-Sep-05	1,500	2.08
21-Sep-05	28-Sep-05	1,000	2.08
26-Sep-05	03-Oct-05	73,700	2.09
28-Sep-05	28-Oct-05	3,500	2.09
29-Sep-05	06-Oct-05	11,790	2.10
30-Sep-05	10-Oct-05	21,300	2.09
03-Oct-05	10-Oct-05	72,800	2.08
06-Oct-05	13-Oct-05	11,890	2.09
10-Oct-05	17-Oct-05	61,300	2.08
10-Oct-05	10-Nov-05	31,000	2.10
13-Oct-05	20-Oct-05	8,150	2.08
13-Oct-05	14-Nov-05	4,890	2.10
17-Oct-05	24-Oct-05	15,000	2.07
17-Oct-05	17-Nov-05	46,500	2.09
20-Oct-05	21-Nov-05	5,700	2.09
24-Oct-05	31-Oct-05	13,000	2.07
28-Oct-05	28-Nov-05	2,000	2.09
31-Oct-05	07-Nov-05	8,000	2.07
31-Oct-05	30-Nov-05	1,300	2.09
03-Nov-05	05-Dec-05	4,500	2.10
07-Nov-05	07-Dec-05	6,500	2.09
08-Nov-05	15-Nov-05	1,300	2.07
10-Nov-05	12-Dec-05	28,350	2.12
14-Nov-05	16-Jan-06	4,890	2.25
15-Nov-05	15-Dec-05	2,000	2.14
17-Nov-05	24-Nov-05	4,000	2.07
17-Nov-05	19-Dec-05	40,000	2.15
18-Nov-05	19-Dec-05	1,800	2.13
21-Nov-05	21-Dec-05	1,400	2.24
30-Nov-05	30-Dec-05	1,500	2.31
02-Dec-05	23-Dec-05	600	2.33
05-Dec-05	12-Dec-05	2,000	2.31
07-Dec-05	21-Dec-05	4,000	2.31
09-Dec-05	30-Dec-05	1,000	2.31
12-Dec-05	19-Dec-05	27,375	2.32
15-Dec-05	22-Dec-05	1,200	2.32
19-Dec-05	02-Jan-06	65,600	2.39
20-Dec-05	27-Dec-05	1,500	2.32
21-Dec-05	04-Jan-06	1,900	2.39
23-Dec-05	09-Jan-06	750	2.39
30-Dec-05	09-Jan-06	4,350	2.33

Appendix II - Short-term Investments and Interest Rates for 2005 (USD)

From	To	Extra Budgetary USD '000	Interest Rate % p.A.
29-Dec-04	05-Jan-05	7,300	2.37
05-Jan-05	12-Jan-05	7,300	2.23
12-Jan-05	19-Jan-05	6,800	2.21
19-Jan-05	26-Jan-05	6,600	2.22
26-Jan-05	02-Feb-05	6,000	2.26
02-Feb-05	09-Feb-05	5,700	2.44
09-Feb-05	16-Feb-05	5,400	2.39
16-Feb-05	23-Feb-05	5,000	2.30
23-Feb-05	02-Mar-05	5,200	2.50
25-Feb-05	29-Mar-05	1,000	2.50
02-Mar-05	09-Mar-05	5,200	2.46
09-Mar-05	16-Mar-05	5,200	2.47
16-Mar-05	23-Mar-05	5,200	2.58
23-Mar-05	30-Mar-05	5,200	2.72
29-Mar-05	06-Apr-05	1,000	2.74
30-Mar-05	06-Apr-05	5,000	2.74
06-Apr-05	13-Apr-05	6,100	2.75
13-Apr-05	20-Apr-05	5,500	2.70
20-Apr-05	27-Apr-05	6,000	2.73
27-Apr-05	04-May-05	6,000	2.86
04-May-05	11-May-05	6,000	2.96
11-May-05	18-May-05	5,700	2.95
18-May-05	25-May-05	5,700	2.94
25-May-05	01-Jun-05	5,400	2.94
01-Jun-05	08-Jun-05	5,500	2.87
08-Jun-05	15-Jun-05	5,300	2.95
15-Jun-05	22-Jun-05	1,000	2.97
15-Jun-05	15-Jul-05	4,000	3.08
22-Jun-05	29-Jun-05	1,500	2.99
29-Jun-05	06-Jul-05	1,500	3.16
06-Jul-05	13-Jul-05	1,400	3.22
13-Jul-05	16-Aug-05	1,400	3.24
15-Jul-05	17-Aug-05	3,500	3.24
15-Jul-05	22-Jul-05	1,200	3.19
22-Jul-05	29-Jul-05	1,000	3.19
29-Jul-05	05-Aug-05	1,700	3.24
05-Aug-05	06-Sep-05	2,000	3.37
16-Aug-05	24-Aug-05	1,400	3.44
17-Aug-05	31-Aug-05	3,500	3.46
24-Aug-05	26-Sep-05	1,400	3.54
31-Aug-05	30-Sep-05	3,300	3.59
06-Sep-05	14-Sep-05	2,500	3.50
07-Sep-05	07-Oct-05	1,200	3.58
14-Sep-05	21-Sep-05	2,200	3.54
21-Sep-05	28-Sep-05	2,000	3.61
26-Sep-05	27-Oct-05	1,400	3.69
28-Sep-05	05-Oct-05	1,800	3.67
30-Sep-05	31-Oct-05	3,000	3.74
05-Oct-05	12-Oct-05	2,000	3.71
07-Oct-05	07-Nov-05	1,000	3.74
12-Oct-05	19-Oct-05	800	3.69
12-Oct-05	14-Nov-05	1,000	3.77
19-Oct-05	21-Nov-05	500	3.84
27-Oct-05	17-Nov-05	1,000	3.89
31-Oct-05	30-Nov-05	3,200	3.99
07-Nov-05	28-Nov-05	1,000	3.97
14-Nov-05	21-Nov-05	1,000	3.97
17-Nov-05	25-Nov-05	1,000	3.95
18-Nov-05	25-Nov-05	600	3.95
21-Nov-05	28-Nov-05	1,300	3.97
23-Nov-05	14-Dec-05	1,000	3.99
25-Nov-05	16-Dec-05	1,500	3.99
28-Nov-05	19-Dec-05	2,000	3.99
30-Nov-05	07-Dec-05	3,000	3.95
07-Dec-05	28-Dec-05	3,000	4.08
14-Dec-05	21-Dec-05	1,500	4.18
16-Dec-05	05-Jan-06	1,700	4.27
19-Dec-05	11-Jan-06	2,000	4.28
21-Dec-05	04-Jan-06	1,200	4.31
28-Dec-05	04-Jan-06	3,000	4.34

Appendix III - Assessed Contributions Receivable as at 31 December 2005

EUR '000	2003			
Participating State	and prior	2004	2005	Balance
Albania	0	0	0	0
Andorra	0	0	0	0
Armenia	610	72	45	727
Austria	0	0	0	0
Azerbaijan	0	0	0	0
Belarus	0	0	0	0
Belgium	0	0	0	0
Bosnia-Herzegovina	0	0	0	0
Bulgaria	0	0	0	0
Canada	0	0	0	0
Croatia	0	0	0	0
Cyprus	0	0	0	0
Czech Republic	0	0	0	0
Denmark	0	0	0	0
Estonia	0	0	0	0
the Former Yugoslav Republic of Macedonia	0	0	62	62
Finland	0	0	0	0
France	0	0	0	0
Georgia	781	72	45	897
Germany	0	0	0	0
Greece	0	0	0	0
Holy See	0	0	0	0
Hungary	0	0	0	0
Iceland	0	0	0	0
Ireland	0	0	0	0
Italy	0	0	0	0
Kazakhstan	0	0	0	0
Kyrgyzstan	873	72	45	990
Latvia	0	0	0	0
Liechtenstein	0	0	0	0
Lithuania	0	0	0	0
Luxembourg	0	0	0	0
Malta	0	0	0	0
Moldova	642	72	45	758
Monaco	0	0	0	0
Netherlands	0	0	0	0
Norway	0	0	0	0
Poland	0	0	0	0
Portugal	0	0	4	4
Romania	0	0	0	0
Russian Federation	0	0	3,693	3,693
San Marino	0	0	0	0
Serbia and Montenegro	0	85	140	225
Slovak Republic	0	0	0	0
Slovenia	0	0	0	0
Spain	0	0	0	0
Sweden	0	0	0	0
Switzerland	0	0	0	0
Tajikistan	385	72	45	501
Turkey	0	0	0	0
Turkmenistan	711	72	45	827
Ukraine	0	0	0	0
United Kingdom	0	0	0	0
United States	0	0	0	0
Uzbekistan	1,616	248	209	2,074
Total	5,618	764	4,377	10,758