

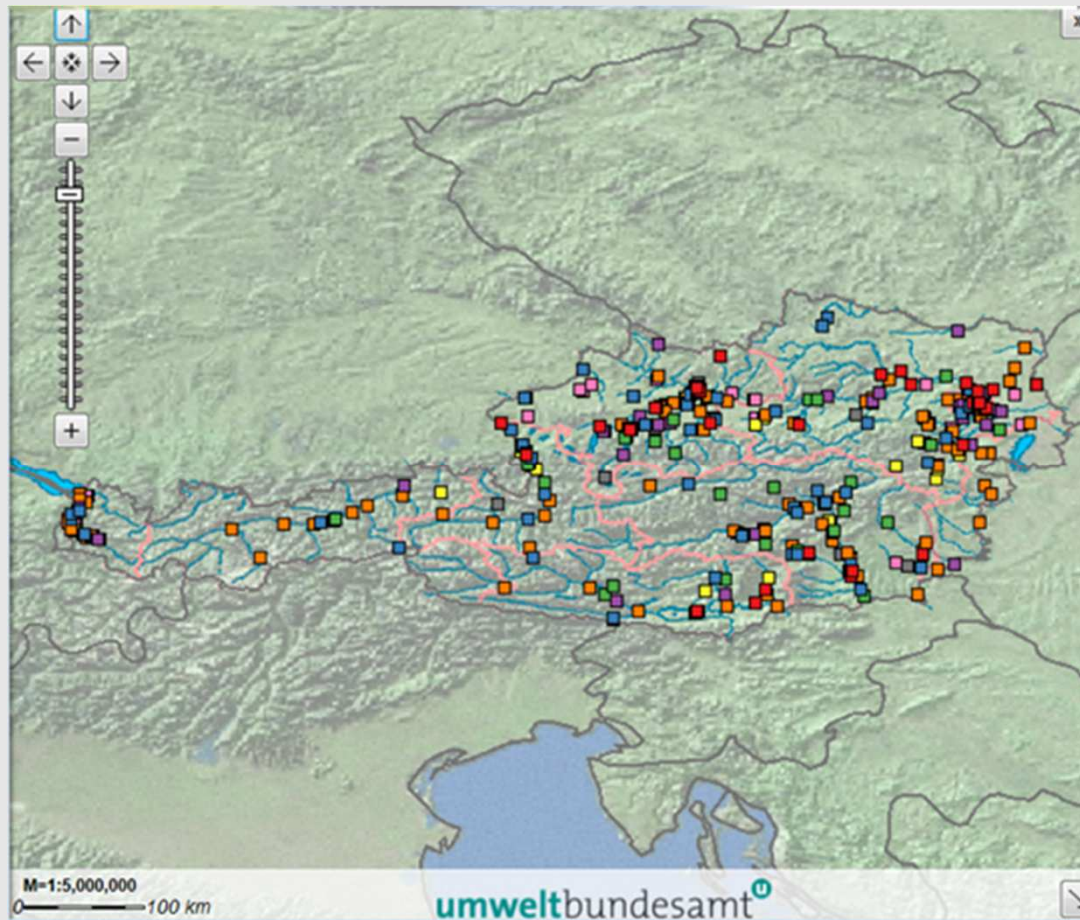
Implementation of the PRTR Protocol

Ms Katrin Seuss

Table of contents

- Introduction
- Legal background
- Data flow and publication of PRTR data
- QA/QC checks at national level

Introduction



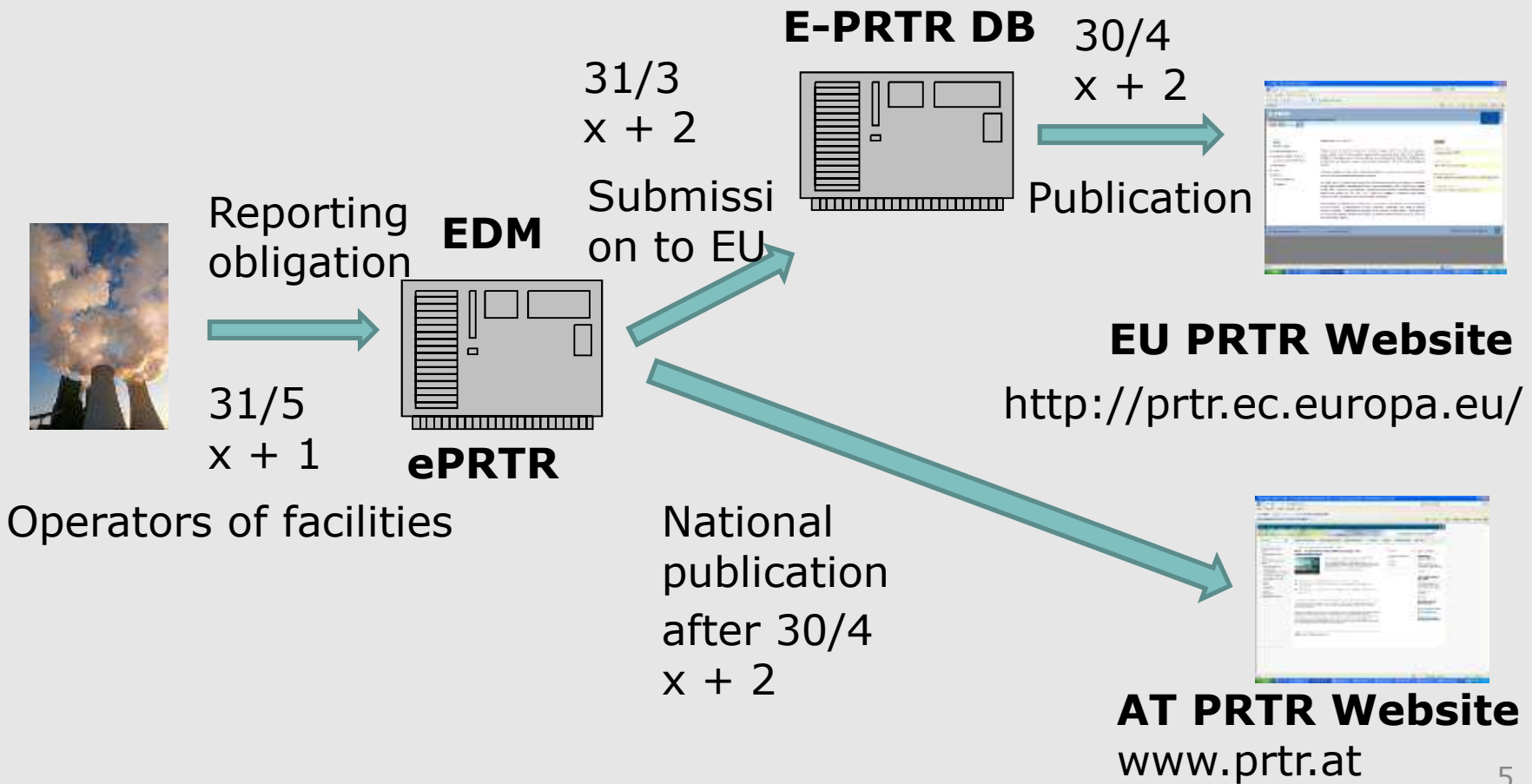
- About 280 PRTR facilities in Austria
- Reporting since 2007
- Data for 2007-2011 publicly available

Legal Background

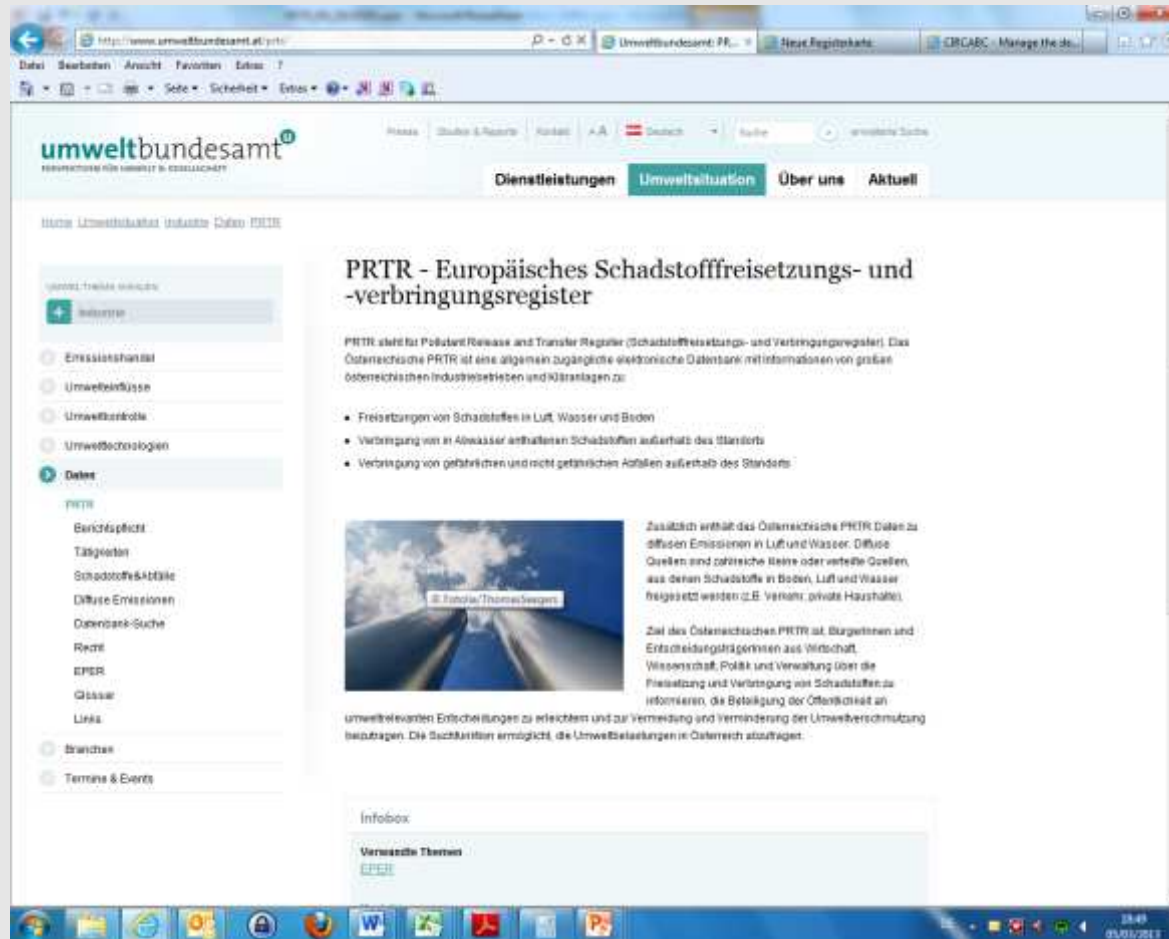
- **PRTR Protocol**
UNECE Protocol on pollutant release and transfer registers
Austria ratified the Protocol on 23 March 2010
- **EU PRTR Regulation**
Regulation (EC) No 166/2006 of the European Parliament and the Council of 18 January 2006 concerning the establishment of a European Pollutant Release and Transfer Register
- **Austrian PRTR Regulation**
Additional national stipulations, e.g. on the registration of facility owners and additional data to be delivered.
(Federal Law Gazette II No 380/2007)
- **Environmental Information Act**
Articles 9a and 9b provide the basis for the Austrian PRTR website
(Federal Law Gazette No 495/1993 as amended)

PRTR Dataflow

European Commission



Austrian PRTR website (1)

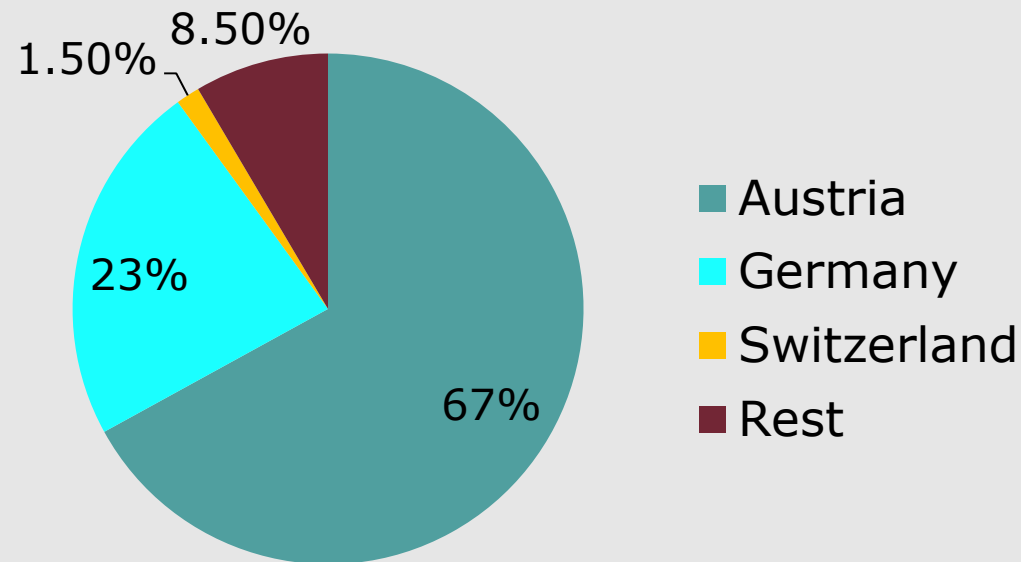


Austrian PRTR website (2)

- www.prtr.at
- General information on PRTR reporting obligation
- Database search for Austrian PRTR data
- Map with installations per activity
- Information on diffuse emissions into air for 2007-2010
- Information on diffuse emissions into water

Austrian PRTR website (3)

- Access statistics:
2,314 accesses to www.prtr.at in 2013 so far
- Countries:



QA/QC cycle

31 May x
Deadline for operators to submit PRTR report

31 May - 30 Sep x-1
QA/QC checks by local authority

1 Oct – 30 Nov x-1
Länder (provinces)

1 Dec x+1 – 31 Mar x+2
Environment agency runs checks and prepares data for submission

Publication
After the EC has published E-PRTR data (usually 30 April x+2)

QA/QC checks at national level (1)

- Article 7 of the Austrian PRTR Regulation stipulates that Environment Agency Austria checks PRTR reports for consistency with other reporting obligations
- Team of about 20 experts from different departments (air, waste, water) to check data

QA/QC checks at national level (2)

- Consistency checks with other reporting obligations
- **AIR**
 - Emissions trading data for CO₂
 - Data reported according to LCP-Directive Activity
 - Data reported under the Waste Incineration Directive
- **WATER**
 - National waste-water treatment plant database
- **WASTE**
 - Transfer notes for hazardous waste
 - National landfill database

QA/QC checks at national level (3)

- Operator is informed about any consistency errors and requested to improve its report and resubmit it
- QA/QC cycle starts again
- Report is submitted to EU and published once QA/QC checks have been completed satisfactorily

Contact & Information

Ms Katrin Seuss

+43 313045933

katrin.seuss@umweltbundesamt.at

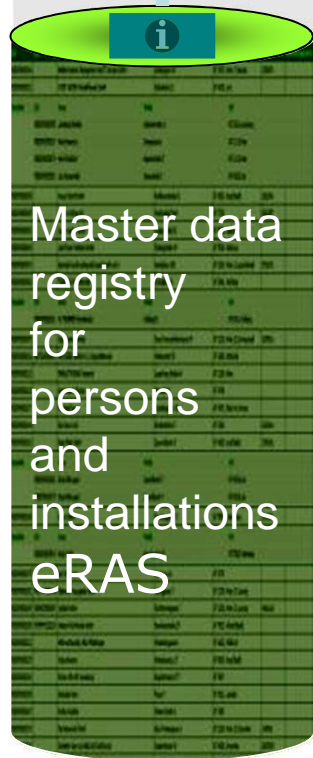

Umweltbundesamt
www.umweltbundesamt.at

Austria's experience in implementing the Aarhus Convention
Vienna ■ 3 July 2013

AT Application Landscape for PRTR




Single sign on access to apps




Master data registry for persons and installations

eRAS



Applications

What is reported? (1)

- Pollutant releases into air, water and soil
- Off-site transfer of pollutants in wastewater
- Transfer of hazardous and non-hazardous waste
-  PRTR covers several media
- List of activities and capacity thresholds in Annex I to the EU E-PRTR Regulation
- Pollutant thresholds in Annex II of the EU E-PRTR Regulation (95 pollutants covered)

What is reported? (2)

- Information on releases and transfers resulting as **totals** of all deliberate, accidental, routine and non-routine activities at the site of the facility
- For each pollutant it has to be indicated whether the data has been measured (M), calculated (C) or estimated (E).

Covered activities

- 65 activities in 9 sectors:

1. Energy sector	6. Paper and wood production and processing
2. Production and processing of metals	7. Intensive livestock production and aquaculture
3. Mineral industry	8. Animal and vegetable products from the food and beverage sector
4. Chemical industry	9. Other activities
5. Waste and wastewater management	

Covered pollutants

- 60 pollutants to air
- 71 pollutants to water
- 61 pollutants to soil

Categories of pollutants:

- Chlorinated organic substances
- Greenhouse gases
- Heavy metals
- Inorganic substances
- Pesticides
- Other organic substances
- Other gases

Who has to report?

Operators of facilities

- Where activities that are listed in Annex I of the EU PRTR Regulation are carried
- Where the capacity thresholds for the Annex I activity is exceeded
- Where the annual pollutant releases and transfers to air, water and soil exceed the Annex II pollutant thresholds
- Where the annual waste transfers exceed the threshold of 2 t/a for hazardous waste and 2,000 t/a for non-hazardous waste
- About 280 facilities in Austria